

1954

1954

1954

1954

1 9 5 4



Elletipi, un nome, una firma, una garanzia

Elletipi inizia la sua attività nel 1954 dedicandosi allo stampaggio delle materie plastiche. Sempre attenta alle evoluzioni del mercato e alle nuove tendenze estetiche, nel corso degli anni l'azienda sceglie di specializzarsi nella produzione di componenti per mobili da cucina.

Elletipi, è tra i leader nel settore, si distingue per la ricerca continua di soluzioni tecniche originali dal design innovativo, avvalendosi del reparto interno di sviluppo del prodotto.

Alcuni prodotti di questo catalogo sono stati sviluppati con l'architetto Giuseppe Mincolessi di Lineaguida.

Elletipi, a name, a company design, a guarantee

Elletipi started trading in 1954, dedicating its business activities to plastic moulding. The company has always reacted to market changes and new aesthetic trends, and over the years it decided to specialise in the production of components for kitchen cabinets. Elletipi, a leader in its field, distinguishes itself by the constant search for original technical solutions with innovative design, through the activities of the internal product development department. Some of the products in this catalogue were developed with the architect Giuseppe Mincolessi of "Lineaguida".

Elletipi, un nombre, una empresa, una garantía

Elletipi inicia su actividad en 1954 dedicándose al estampado de los materiales plásticos. Siempre atenta a las evoluciones del mercado y a las nuevas tendencias estéticas, a lo largo de los años la empresa opta por especializarse en la producción de componentes para muebles de cocina.

Elletipi, entre los líderes del sector, se distingue por la búsqueda continua de soluciones técnicas originales con un diseño innovador, sirviéndose de un taller interno de fabricación del producto. Algunos productos de este catálogo han sido creados con el arquitecto Giuseppe Mincolessi de Lineaguida.

Siamo ricchi di attenzioni

Possono sembrare semplici oggetti, ma noi dedichiamo un'estrema attenzione alla loro progettazione per fare la differenza e rendere piacevole e funzionale il loro utilizzo in cucina.

Poiché sappiamo che ogni cucina ha il proprio stile proponiamo soluzioni e finiture diverse dal design classico al moderno.

We pay a lot of attention


They may look like simple objects, but we dedicate extreme attention to their design to make a difference and make their use in the kitchen pleasant and functional.

Since we know that every kitchen has its own style, we offer solutions and finishes ranging from classic models to modern design.

Nos encantan las atenciones

Pueden parecer objetos simples, pero dedicamos un cuidado extremo a su diseño para marcar la diferencia y hacer que su uso en la cocina resulte agradable y funcional.

Como sabemos que cada cocina tiene su propio estilo, proponemos soluciones y acabados diferentes que van del diseño clásico al moderno.



Siamo affidabili

La cucina è il luogo più vissuto della casa, dove ci si incontra con la famiglia, gli amici. Per questo anche un semplice accessorio come una pattumiera, un portaposate, uno scolapiatti, racconta chi siamo, del nostro atteggiamento nei confronti dell'ambiente che ci circonda. Da sempre Elletipi è attenta alle esigenze dei propri clienti. Più di 50 anni di esperienza, continui investimenti in tecnologia, formazione del personale, ricerca e sviluppo, questi sono i nostri punti di forza.


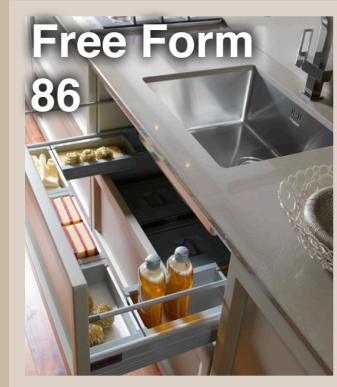
We are reliable


The kitchen is the most lived-in room in the house, where people gather with family and friends. This is why even a simple accessory like a dustbin, a cutlery tray, or a dish drainer, says something about us, about our attitude towards the environment that surrounds us. Elletipi is always attentive to the needs of its customers. More than 50 years' experience, continuous investments in technology, staff training, and research and development; these are our strengths.


Se puede confiar en nosotros


La cocina es el lugar donde más tiempo se pasa en la casa, donde nos reunimos con la familia, los amigos. Por esto, incluso un simple accesorio como un cubo de basura, una bandeja para cubiertos, un escurrreplatos, dice quiénes somos, cuál es nuestra actitud con respecto al ambiente que nos rodea. Desde siempre, Elletipi está atenta a las exigencias de sus clientes. Más de 50 años de experiencia, continuas inversiones en tecnología, formación del personal, investigación y desarrollo, éstos son nuestros puntos fuertes.









Estrazione frontale
Pull out
Extracción frontal


Girevole per anta
Swing out for door cabinets
Giratorio para puerta


Raccogliatore integrato
Door front fixations
Basura integrada


Raccogliatore sottolavello
Undersink collector
Disipador de colector


Raccogliatore da cestone
Under drawer wastebins
Basura para distribuidores


Portaposate
Cutlery trays
Bandejas para cubiertos


Scolapiatti
Dish drainers
Escurreplatos


Contenitori
Bins
Contenedores


Accessori
Accessories
Accesorios

Inconfondibile sistema ad estrazione totale per la raccolta differenziata dal design originale. Accurato studio di linee e forme per un prodotto perfettamente ergonomico e di facile utilizzo, nato dalla collaborazione con "Lineaguida"

A unique system for complete removal of waste that needs to be separated, with an original design. Careful study of the design and shapes to make a product that is totally ergonomic and easy to use, developed in collaboration with "Lineaguida".

Inconfundible sistema de extracción total para la recogida selectiva de original diseño. Esmerado estudio de líneas y formas para un producto perfectamente ergonómico y de fácil uso, nacido de la colaboración con "Lineaguida".



City

Caratteristiche:

1. Prodotto in plastica completamente riciclabile.
2. Guide ad estrazione totale in metallo.
3. Fornito in 3 larghezze e 2 profondità.
4. Sportello a ribalta, unico nel suo genere, per gettare i rifiuti di piccole dimensioni.
5. Ripiano superiore utilizzabile come portaoggetti (detersivi, spugne...).
6. Tutte le pattumiere sono dotate di un secchio con coperchio con filtro antiodore (rigenerabile con lavaggio fino a 50 volte).
7. Fianco sagomato salva spazio.
8. Semplicità di installazione con solo 4 viti.

Features:

1. Fully recyclable plastic product.
2. Runners and extraction device made only of metal.
3. Supplied in 3 widths and 2 depths.
4. A unique hatch with a flap to dispose of small pieces of waste.
5. Upper shelf that can be used to keep objects (detergents, sponges, etc.).
6. All the bins have a bucket and a lid with an odour filter (which can be regenerated by washing for up to 50 times).
7. Space saving shaped side.
8. Easy to assemble with just 4 screws.

Características:

1. Producto de plástico completamente reciclable.
2. Guías de extracción total de metal.
3. Se entrega en 3 anchos y 2 profundidades.
4. Puerta con solapa, única en su género, para tirar los desechos de pequeño tamaño.
5. Tabla superior que se puede usar como porta-objetos (detergentes, estropajos...).
6. Todos los cubos de basura llevan un cubo con tapa y filtro anti-olor (regenerable con lavado hasta 50 veces).
7. Lado moldeado para ahorrar espacio.
8. Instalación simple con sólo 4 tornillos.





Vaschetta superiore porta oggetti
Upper shelf for holding objects
Cubeta superior porta-objetos

Sportello a ribalta per piccoli rifiuti
A hatch which flips open for the disposal of small waste
Puerta con solapa para desechos pequeños

Coperchio con filtro rigenerabile anti-odore
Lid with an anti-odour filter that can be regenerated
Tapa con filtro regenerable anti-olor

Fianco sagomato salva spazio
Space saving shaped side
Lado moldeado para ahorrar espacio

Supporto predisposto per il fissaggio
Support ready for fitting
Soporte preparado para la fijación

Guida in acciaio ad estrazione totale
Steel slide for full extraction
Guía de acero de extracción total

City



Fianco sagomato salva spazio.
Space saving shaped sides.
Lado moldeado para ahorrar espacio.



Sportello a ribalta per rifiuti di piccole dimensioni.
A hatch which flips open for the disposal of small waste.
Puerta con solapa para desechos de tamaño pequeño.



Vaschetta superiore utilizzabile come portaoggetti.
Upper tray for holding objects.
Cubeta superior utilizable como porta-objetos.



City



Disponibile in tre larghezze 28 cm. 35 cm. 52 cm. e due profondità 42 cm. e 47 cm.

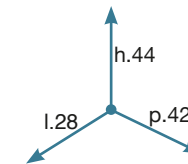
Available in three widths 28 cm, 35 cm, 52 cm and two depths 42 cm and 47 cm.

Disponibile en tres anchos 28 cm. 35 cm. 52 cm. y dos profundidades 42 cm. y 47 cm.



C10	M
5	P
1	46X43X29
30	80X120X240

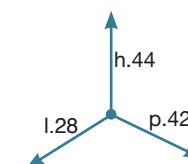
12 8



PTA 3040A

C10	M
5	P
1	46X43X29
30	80X120X240

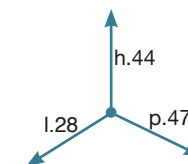
18



PTA 3040B

C10	M
5,5	P
1	46X48X29
30	80X120X240

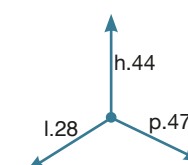
18 8



PTA 3045A

C10	M
5,5	P
1	46X48X29
30	80X120X240

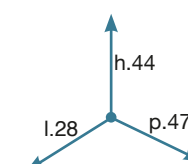
12 12



PTA 3045B

C10	M
6	P
1	46X48X29
30	80X120X240

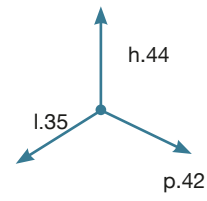
8 8 8



PTA 3045C



PTA 4040A

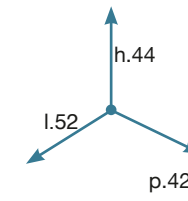


C10	M
5,5	P
1	46X43X36
25	80X120X240
45	

18 12

C10	M
7	P
1	46X43X53
20	100X120X240
60	

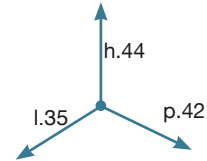

12 12 8 8



PTA 5040A



PTA 4040B


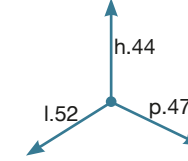


C10	M
6	P
1	46X43X36
25	80X120X240
45	

12 8 8

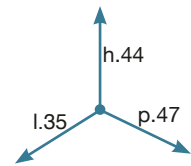
C10	M
7,5	P
1	46X48X53
20	100X120X240
60	

12 12 12 12



PTA 5040B

PTA 4045A


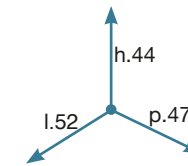


C10	M
6,5	P
1	46X48X36
25	80X120X240
45	

18 8 8

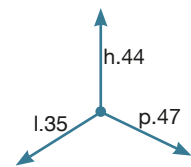
C10	M
7,5	P
1	46X48X53
20	100X120X240
60	

18 18 8 8



PTA 5045A

PTA 4045B

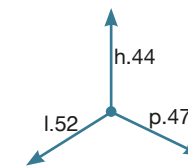


C10	M
6,5	P
1	46X48X36
25	80X120X240
45	

18 18

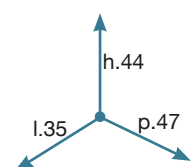
C10	M
7,5	P
1	46X48X53
20	100X120X240
60	

18 12 12 8



PTA 5045B

PTA 4045C



C10	M
7	P
1	46X48X36
25	80X120X240
45	

8 8 8 8

Sistema ad estrazione frontale in acciaio inox lucido AISI 430 per la raccolta differenziata. Design lineare e minimale, massima cura nei dettagli sia tecnici che estetici per il prodotto ELLETIPI top di gamma

Front Extraction system in polished stainless steel AISI 430 for the waste separation. Linear and minimalist design, utmost care in both technical and aesthetic details for the Elletipi product top of the range.

Sistema de extracción frontal de acero inoxidable brillante AISI 430 para recogida selectiva. Diseño lineal y minimalista, muy atento a los detalles, tanto técnicos como estéticos, para el producto top de gama de Elletipi.



Street 2.0

Caratteristiche:

1. In acciaio inox completamente riciclabile.
2. Guide in metallo ad estrazione totale con soft-closing.
3. Fornito in differenti larghezze, altezze e profondità.
4. Tutte le pattumiere sono dotate di un secchio con coperchio con filtro divora-odore (rigenerabile con lavaggio fino a 50 volte).
5. Robusta struttura interna in lamiera di acciaio zincato verniciato bianco.
6. Sportello frontale scatolato (con possibilità di personalizzazioni).
7. Semplicità di installazione con sole 4 viti.
8. Facile da pulire.

Features:

1. Fully recyclable stainless steel product.
2. Metal ball bearing sliders with total extraction with soft-closing.
3. Supplied in different widths, heights and depths.
4. All waste bins have a bin with lid with anti odour filter (regenerable by washing up to 50 times)
5. Robust internal structure in white painted galvanized steel sheet.
6. Front door boxed (with the possibility of customization)
7. Easy installation with only 4 screws.
8. Easy to clean.

Características:

1. De acero inoxidable, completamente reciclable.
2. Guías de metal de extracción total con soft-closing.
3. Disponible en diferentes anchos, altos y profundidades.
4. Todos los cubos de basura cuentan con un recipiente con tapa con filtro antiolor (lavándolo puede reutilizarse hasta 50 veces).
5. Sólida estructura interna de chapa de acero cincado pintada de blanco.
6. Compuerta frontal embutida (se puede personalizar).
7. Fácil de instalar, con solo 4 tornillos.
8. Fácil de limpiar.



Street 2.0

Struttura in acciaio inox lucido
Structure in polished stainless steel
Estructura de acero inoxidable brillante


Coperchio con filtro rigenerabile divora odore
Lid with odor filter devours
Tapa con filtro antiolor

Guide in metallo ad estrazione totale con soft-closing
Fully extractable metal runners with soft-closing
Metal guías extracción total con retorno soft-closing

Sportello in acciaio realizzato con rifiniture di precisione
Front door box made with precision finishes
Compuerta frontal embutida realizada con acabados de precisión



Robusta struttura interna in lamiera di acciaio zincato verniciato bianco.
Robust internal structure in white painted galvanized steel sheet.
Sólida estructura interna de chapa de acero cincado pintada de blanco.



Sportello frontale scatolato (con possibilità di personalizzazioni).
Front door boxed (with the possibility of customization)
Compuerta frontal embutida (se puede personalizar).



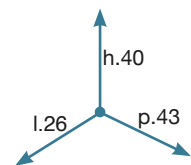
Un prodotto elegante e raffinato dal design lineare.
An elegant and refined product with a linear design.
Un producto elegante y refinado con diseño lineal.



Su richiesta STREET 2.0 è disponibile anche nella versione "all white" prodotta in lamiera di acciaio zincato verniciato bianco.
On request it is also available in the "all white" version produced in white painted galvanized steel sheet.
A pedido, está disponible también en la versión "allwhite", fabricada en chapa de acero cincado pintada de blanco.



PA2 INL424326A

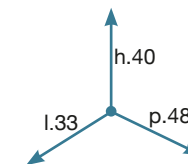


12 8

kg	9,5	MRS	Ax
	1	42X44X27	
	30	80X120X220	
	40		

kg	11	MRS	Ax
	1	42X49X34	
	25	80X120X220	
	40		

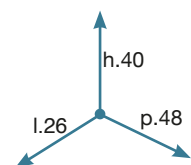
18 18



PA2 INL424833B



PA2 INL424826A

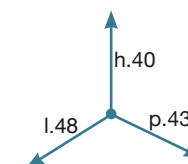


18 8

kg	10	MRS	Ax
	1	42X49X27	
	30	80X120X220	
	40		

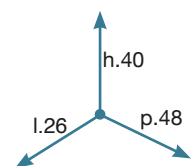
kg	11,5	MRS	Ax
	1	42X43X49	
	20	100X120X220	
	60		

12 12 8 8



PA2 INL424348A

PA2 INL424826B

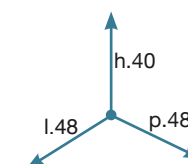


12 12

kg	10	MRS	Ax
	1	42X49X27	
	30	80X120X220	
	40		

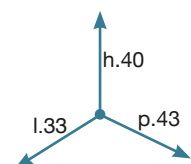
kg	12	MRS	Ax
	1	42X49X49	
	20	100X120X220	
	60		

18 12 12 8



PA2 INL424848A

PA2 INL424333A

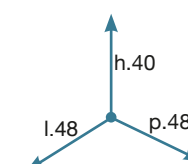


12 8 8

kg	10,5	MRS	Ax
	1	42X44X34	
	25	80X120X220	
	40		

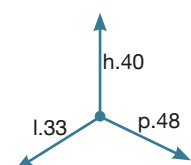
kg	12	MRS	Ax
	1	42X49X49	
	20	100X120X220	
	60		

12 12 12 12



PA2 INL424848B

PA2 INL424833A



18 8 8

kg	11	MRS	Ax
	1	42X49X34	
	25	80X120X220	
	40		



Fornito in differenti larghezze, altezze e profondità. Su richiesta è possibile realizzare STREET 2.0 anche in altre dimensioni.

Supplied in different widths, heights and depths. On request it is possible to realize STREET 2.0 in other dimensions.

Disponibile en diferentes anchos, altos y profundidades. Se puede fabricar STREET 2.0 en otras medidas por encargo.

Sistema in Acciaio Inox lucido (AISI430) ad estrazione totale per la raccolta differenziata. Le linee essenziali e rigorose rivelano il design ricercato e l'attenzione ai particolari.

System in polished stainless steel (AISI430) which is fully extractable for separate waste collection. The essential and rigorous shape reveals the refined design and attention to detail.

Sistema de Acero Inoxidable lúcido (AISI430) de extracción total para la recogida selectiva. Las líneas esenciales y rigurosas revelan el diseño rebuscado y la atención a los detalles.



Road

Caratteristiche:

1. Prodotto in acciaio inox completamente riciclabile
2. Guide ad estrazione totale in metallo.
3. Fornito in differenti larghezze, altezze e profondità.
4. Ripiano superiore utilizzabile come portaoggetti (detersivi, spugne etc.).
5. Semplicità di installazione con solo quattro viti
6. Finiture in acciaio inox lucido.

Features:

1. Completely recyclable stainless steel product.
2. Fully extractable metal runners.
3. Supplied in different widths, heights and depths.
4. Upper shelf that can be used to keep objects (detergents, sponges, etc.).
5. Easy to assemble with just 4 screws.
6. Finishing in polished stainless steel.

Características:

1. Producto de acero inoxidable completamente reciclable.
2. Guías de extracción total en metal.
3. Se entrega en diferentes anchos, alturas y profundidades.
4. Tabla superior que se puede usar como porta-objetos (detergentes, estropajos, etc.).
5. Instalación simple con sólo 4 tornillos.
6. Acabado en acero inoxidable lúcido.





Struttura in acciaio inox lucido
 Frame in polished stainless steel
 Estructura en acero inoxidable lúcido

Maniglia di apertura con facile presa
 Easy grip handle for opening
 Asa de apertura fácil de coger

Guida in acciaio ad estrazione totale
 Fully extractable stainless steel runners
 Guía de acero de extracción total

7,5	M	h.33 l.26 p.37	
1	Ax		27X38X35
40		80X120X210	
40			18

I625/1/L

7,5	M	h.33 l.37 p.27	
1	Ax		38X28X35
40		80X120X210	
45			8 8

I625/2/T

8,5	M	h.33 l.37 p.47	
1	Ax		38X48X35
24		80X120X205	
45			18 18

I625/2/G

8,5	M	h.33 l.37 p.47	
1	Ax		38X48X35
24		80X120X205	
45			18 8 8

I625/3

9,5	M	h.33 l.37 p.47	
1	Ax		38X48X35
24		80X120X205	
45			8 8 8 8

I625/4

Linea di pattumiere da base realizzate in filo d'acciaio cromato per per la raccolta differenziata. Prodotto semplice, ma allo stesso tempo estremamente robusto, durevole e con un ottimo rapporto qualità/prezzo. Offre un'ampia gamma di soluzioni grazie all'utilizzo della serie di contenitori Cover Box.

Line of build in waste bins systems made of chrome plated steel wire for waste separation. Basic product, but at the same time extremely strong, durable and with an excellent quality/price ratio. It offers a wide range of solutions thanks to the use of the Cover Box series containers.

Línea de cubos de basura de base fabricados en hilo de acero cromado para recogida selectiva. Producto simple pero al mismo tiempo extremadamente sólido, duradero y con una excelente relación calidad/precio. Ofrece una amplia gama de soluciones, gracias a la utilización de la serie de contenedores Cover Box.



Ecofil

Caratteristiche:

1. Struttura in filo d'acciaio cromato completamente riciclabile.
2. Guide a sfera ad estrazione totale in acciaio
3. Fornito in differenti larghezze, altezze e profondità.
4. Robusto e durevole nel tempo.
5. Versatile e di poco ingombro (grazie al semplice telaio in metallo senza carenatura)
6. Semplicità di installazione con sole 4 viti.
7. Facile da pulire.

Features:

1. Frame in recyclable chromed steel wire.
2. Steel ball bearing sliders with a full extension.
3. Supplied in different widths, heights and depths.
4. Strong and durable.
5. Versatile and space-saving (thanks to the simple metal frame without outside hull)
6. Easy installation with only 4 screws.
7. Easy to clean.

Características:

1. Estructura de hilo de acero cromado, completamente reciclable.
2. Guías de bolas de acero totalmente extraíbles.
3. Disponible en diferentes anchos, altos y profundidades.
4. Sólido y duradero a lo largo del tiempo.
5. Versátil y de dimensiones reducidas (gracias al simple bastidor de metal sin revestimiento).
6. Fácil de instalar, con solo 4 tornillos.
7. Fácil de limpiar.




Ecofil



Facile installazione con 4 viti
 Easy to assemble with 4 screws
 Instalación fácil con 4 tornillos

Contenitori di facile pulizia
 Easy to clean containers
 Contenedores fáciles de limpiar



Disponibile in varie altezze, larghezze e profondità
 Available in various heights, widths and depths
 Disponible en varias alturas, anchuras y profundidades

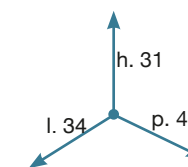
Filo in acciaio cromato
 Chromed steel wire
 Alambre de acero cromado

Guida ad estrazione totale
 Runners for full extraction
 Guía de extracción total



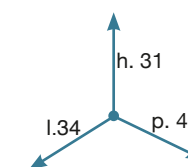
Prodotto semplice, ma allo stesso tempo estremamente robusto, durevole e con un ottimo rapporto qualità/prezzo.
 Simple product, but at the same time extremely robust, durable and with an excellent quality/price ratio
 Producto sencillo, pero al mismo tiempo extremadamente robusto, duradero y con una excelente relación calidad/precio.

	C10		M
	4,5		Acr
	1		43X47X35
	32		80X120X225
	40		18 18



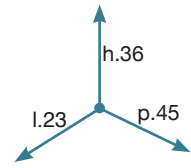
PF02 A

	C10		M
	5		Acr
	1		43X47X35
	32		80X120X225
	40		18 8 8



PF02 B

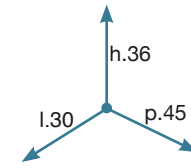
PF01 34A1



C10 M
 kg 5 Acr
 1 42X46X24
 30 80X120X220
 30

18 8

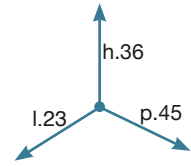
PF01 34B3



C10 M
 kg 6,5 Acr
 1 42X46X31
 25 80X120X220
 40

8 8 8 8

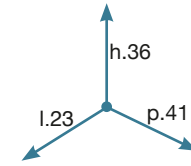
PF01 34A2



C10 M
 kg 5 Acr
 1 42X46X24
 30 80X120X220
 30

12 12

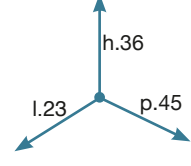
PF01 34C1



C10 M
 kg 4,5 Acr
 1 42X42X24
 40 80X120X220
 30

18

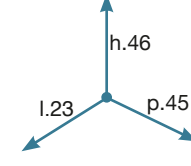
PF01 34A3



C10 M
 kg 5,5 Acr
 1 42X46X24
 30 80X120X220
 30

8 8 8

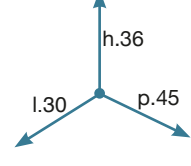
PF01 44A1



C10 M
 kg 7 Acr
 1 52X46X24
 24 80X120X218
 30

24 8

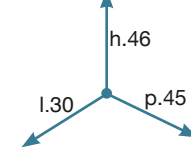
PF01 34B1



C10 M
 kg 6 Acr
 1 42X46X31
 25 80X120X220
 40

18 8 8

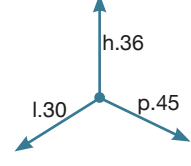
PF01 44B1



C10 M
 kg 8,5 Acr
 1 52X46X31
 20 80X120X218
 40

24 8 8

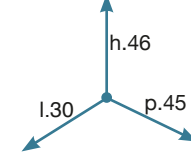
PF01 34B2



C10 M
 kg 5,5 Acr
 1 42X46X31
 25 80X120X220
 40

18 18

PF01 44B2



C10 M
 kg 7,5 Acr
 1 52X46X31
 20 80X120X218
 40

24 24

Linea di pattumiere per la raccolta differenziata ad estrazione a carrello. Apertura automatica del coperchio all'estrazione.

Ampia scelta di finiture in plastica, acciaio inox, alluminio o lamiera pre-verniciata bianca. Disponibili in più moduli (da 1 a 4 secchi).

A dustbins product line for the separate collection of waste with an extractable basket. Automatic opening of the lid when the bin is extracted.

Wide choice of finishes: plastic, stainless steel, aluminium or white pre-painted steel. Available in a number of modules (with from 1 to 4 buckets).

Línea de cubos de basura para la recogida selectiva con extracción de carrito. Apertura automática de la tapa en la extracción.

Amplia variedad de acabados de plástico, acero inoxidable, aluminio o chapa previamente barnizada blanca. Disponibles en varios módulos (de 1 a 4 cubos).



Tower

Caratteristiche:

1. Prodotto in materiali completamente riciclabile.
2. Guide nascoste e ad estrazione totale in metallo.
3. Fornito in differente larghezze, altezze e profondità.
4. Semplicità installazione con solo 4 viti.

Features:

1. Product made of fully recyclable materials.
2. Hidden metal runners for full extraction.
3. Supplied in different widths, heights and depths.
4. Easy to assemble with only 4 screws.

Características:

1. Producto en materiales completamente reciclables.
2. Guías ocultas y de extracción total en metal.
3. Se entrega en diferentes anchos, alturas y profundidades.
4. Instalación simple con sólo 4 tornillos.





Tower



Finitura in alluminio gofrato
Chequered aluminium finish
 Acabado en aluminio cuadrulado



Finitura in plastica
Plastic finish
 Acabado en plástico

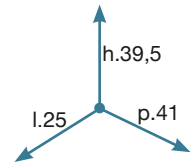


Finitura in acciaio inox
Stainless steel finish
 Acabado en acero inoxidable



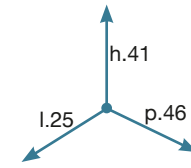
PA741 soluzione da cassetto per la raccolta differenziata con coperchio basculante.
PA741 Drawer solution for waste recycling with swiveling lid
 PA741 solución del cajón para la tapa de reciclaje swing.

PAI609/1



			P
	4 kg		Ax+P
	1		41,5X26X42
	40		85X120X225
17			

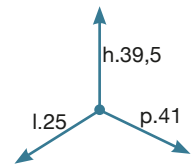
PAI605/1



			P/M
	5,5 kg		Ax
	1		49,5x29,5x44
	30		80X120X230
16	10		

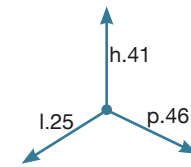
Disponibile anche in versione con guide in metallo PAI605/1 GM
Also available with PAI605/1 GM metal runners
Disponibile también con guías de metal PAI605/1 GM

PAL609/1



	C01		P
	3,5 kg		Av+P
	1		41,5X26X42
	40		85X120X225
17			

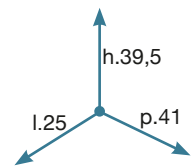
PAL605/1



			P/M
	5,5 kg		Av
	1		49,5x29,5x44
	30		80X120X230
16	10		

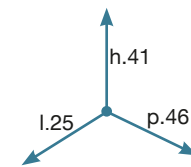
Disponibile anche in versione con guide in metallo PAL605/1 GM
Also available with PAL605/1 GM metal runners
Disponibile también con guías de metal PAL605/1 GM

PAL609/1 ALL



			P
	3,7 kg		Al+P
	1		41,5X26X42
	40		85X120X225
17			

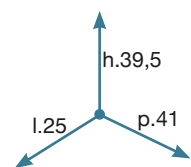
PAL605/1 ALL



			P/M
	5,3 kg		Al
	1		49,5x29,5x44
	30		80X120X230
16	10		

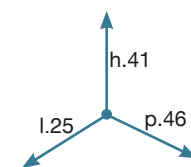
Disponibile anche in versione con guide in metallo PAL605/1 ALL GM
Also available with PAL605/1 ALL GM metal runners
Disponibile también con guías de metal PAL605/1 ALL GM

PAP609/1



	C40		P
	3,4 kg		P
	1		41,5X26X42
	40		85X120X225
17			

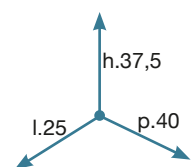
PAP605/1



	C40		P/M
	4,5 kg		P
	1		49,5x29,5x44
	30		80X120X230
16	10		

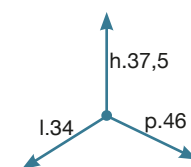
Disponibile anche in versione con guide in metallo PAP605/1 GM
Also available with PAP605/1 GM metal runners
Disponibile también con guías de metal PAP605/1 GM

I624



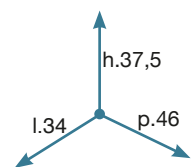
			M
	4,9 kg		Ax+P
	1		39,5X26X41
	40		85X120X225
17			

PA700



			M
	6 kg		Acr+P
	1		47X39,5X35
	24		80X120X225
18	8	8	

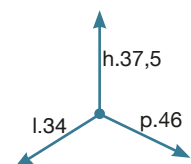
PA701



8 8 8 8

kg	5,7	M
		Acr+P
	1	47X39,5X35
	24	80X129X225
	40	

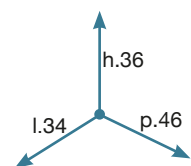
PA702



18 18

kg	5,8	M
		Acr+P
	1	47X39,5X35
	24	80X129X225
	40	

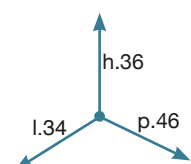
PA710



18 18

kg	5	M
		Acr+P
	1	47X39,5X35
	24	80X129X225
	40	

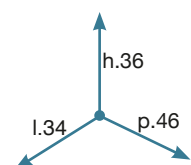
PA711



18 8 8

kg	5,1	M
		Acr+P
	1	47X39,5X35
	24	80X129X225
	40	

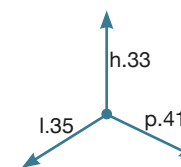
PA712



8 8 8 8

kg	5,2	M
		Acr+P
	1	47X39,5X35
	24	80X129X225
	40	

PA740

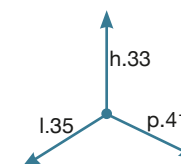


18 8 8

kg	4,1	Av+P
	1	47X39,5X35
	24	80X120X230
	45	

Versione da fissare sul fondo del cassetto
Version which can be fixed on the bottom of a drawer
Versión para fijar en el fondo del distribuidor

PA741

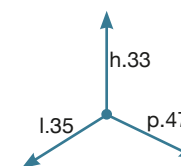


8 8 8 8

kg	4,2	Av+P
	1	47X39,5X35
	24	80X120X230
	45	

Versione da fissare sul fondo del cassetto
Version which can be fixed on the bottom of a drawer
Versión para fijar en el fondo del distribuidor

PA742



18 18

kg	4	Av+P
	1	47X39,5X35
	24	80X120X230
	45	


Versione da fissare sul fondo del cassetto
Version which can be fixed on the bottom of a drawer
Versión para fijar en el fondo del distribuidor

Gli articoli PA740-1-2 sono per interno cestoni e sono dotate di un fondo in metallo con coperchio automatico basculante.
The PA740-1-2 for inside use of a kitchen drawer and are equipped with a metal bottom and swiveling lid.
Los artículos PA740-1-2 son para el interior de canastos y cuentan con un fondo de metal con tapa automática basculante.

Sistema di pattumiere di grandissima capacità (da 32 e 43 litri) che permette di inserire contenitori da 43 litri già nella basi di modulo 400 mm fino ad arrivare ad una capienza di 86 litri in basi di modulo 600 mm. Disponibili 2 versioni, ad estrazione frontale con maniglia cromata o predisposta per il fissaggio diretto all'anta. Il vassoio estraibile è realizzato in lamiera di acciaio zincato verniciata a polveri epossidiche ed è dotato di guide BLUM® ad estrazione totale con soft-closing di portata massima di 50 kg. I contenitori realizzati in polipropilene finitura argento sono dotati di coperchio a ribalta rimuovibile.

The large volume dustbins system (32 and 43 liters) which permits to place containers of 43 liters in base units 400 mm up to a 86 liter capacity in 600mm base units. Available in 2 versions, with front extraction with chrome handle or for direct fixation to the front door. The pull out tray is made of galvanized sheet steel which is epoxy painted, and is equipped with full extension soft-closing BLUM® sliders with a maximum capacity of 50 kg. The containers made out of polypropylene in silver finish are provided with a removable flap cover.

Sistema de cubos de basura de gran capacidad (de 32 y 43 litros) que permite introducir contenedores de 43 litros en la base del módulo de 400 mm hasta llegar a una capacidad de 86 litros en la base del módulo de 600 mm. Está disponible en 2 versiones, de extracción frontal con manija cromada o preparada para la fijación directa a la puerta. La bandeja extraíble está fabricada en chapa de acero cincado pintada con polvo epoxi y cuenta con guías BLUM® totalmente extraíbles con soft-closing y capacidad máxima de 50 kg. Los contenedores fabricados en polipropileno con acabado plata cuentan con tapa plegable extraíble.



Drive

Caratteristiche:

1. Sistema in lamiera di acciaio zincato verniciato a polveri epossidiche completamente riciclabile.
2. Per basi modulo 400,450,500 e 600 mm da 32 a 86 litri
3. Massima ottimizzazione dello spazio disponibile all'interno della base
4. Ogni articolo è fornito con kit per la versione manuale (maniglia) o automatica (attacco anta) con possibilità di registro.
5. Dotato di guide BLUM® ad estrazione totale con soft-closing e portata massima 50 kg.
6. Contenitori da 32 e 43 litri; capienza complessiva fino a 86 litri.
7. Semplicità di installazione con sole 8 viti.
8. Facile da pulire.

Features:

1. System made out of an epoxy painted galvanized plate steel completely recyclable.
2. For kitchen cabinets 400, 450, 500 and 600 mm from 32 to 86 liters.
3. Maximum optimization of the available space within the base cabinet.
4. Each item is provided with the kit for the manual version (handle) or automatic (front door) with horizontal or vertical adjusting possibilities.
5. Equipped with full extension BLUM® guides with soft-closing and maximum 50 kg capacity.
6. Containers 32 and 43 liters; total capacity of 86 liters.
7. Easy installation with only 8 screws.
8. Easy to clean.

Características:

1. Sistema de chapa de acero cincado pintada con polvo epoxi, completamente reciclable.
2. Para bases de módulos de 400, 450, 500 y 600 mm, de 32 a 86 litros.
3. Máxima optimización del espacio disponible dentro de la base.
4. Todos los artículos se entregan con kit para la versión manual (manija) o automática (fijada a la puerta) con posibilidad de regulación.
5. Cuenta con guías BLUM® de extracción total con soft-closing y capacidad máxima de 50 kg.
6. Contenedores de 32 y 43 litros; capacidad total de hasta 86 litros.
7. Fácil de instalar, con solo 8 tornillos.
8. Fácil de limpiar.

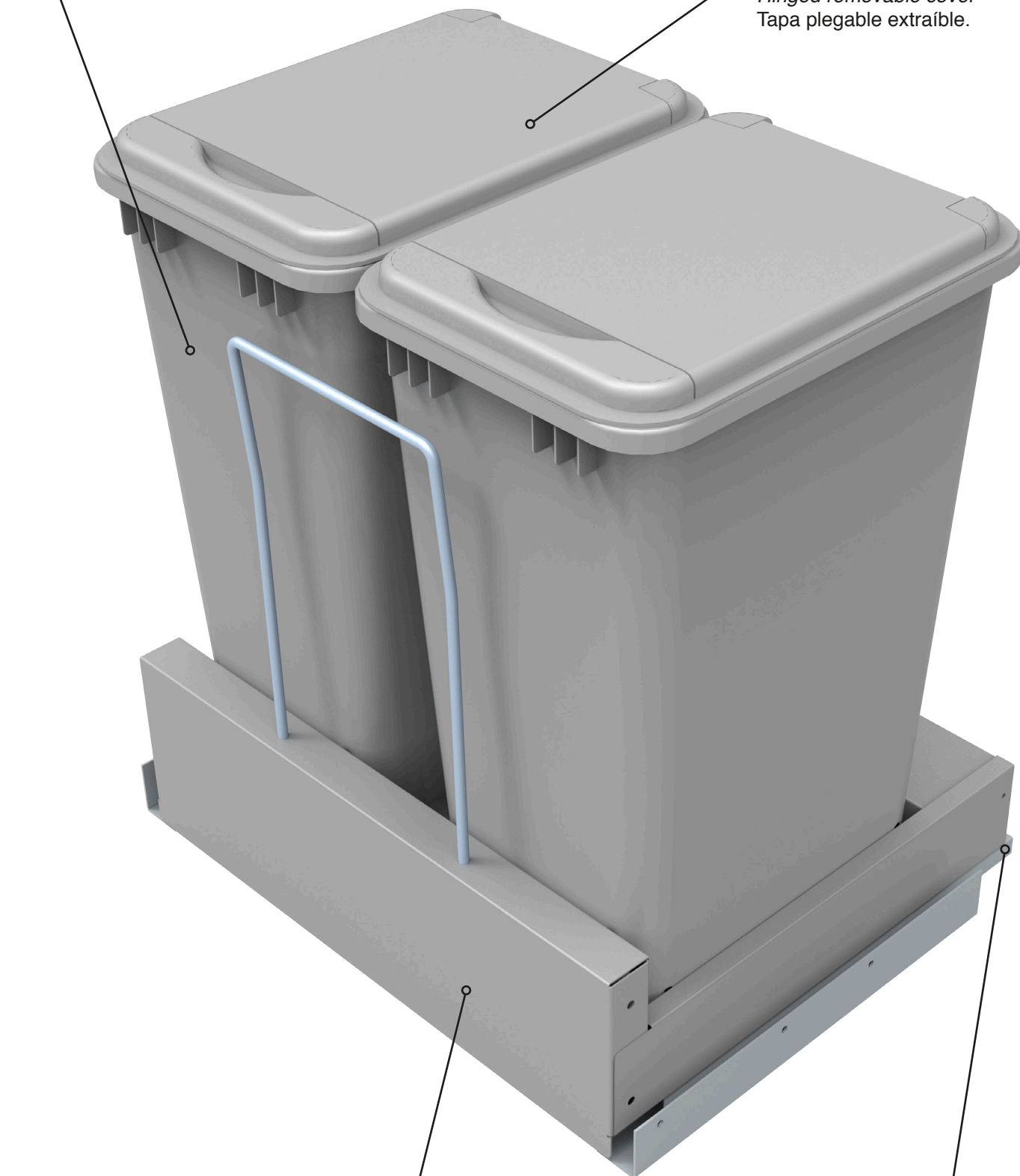


Drive



Maniglia in acciaio cromato
Handle steel chromed
Manija de acero cromado.

Coperchio a ribalta rimovibile
Hinged removable cover
Tapa plegable extraible.



Struttura in lamiera di acciaio zincato verniciato a polveri epossidiche
Structure in galvanized sheet steel and painted epoxy powder
Estructura de chapa de acero cincado pintada con polvo epoxi.

Guide BLUM in metallo ad estrazione totale con soft-closing
Equipped with full extension BLUM guides with soft-closing and maximum 50 kg capacity.
Guías BLUM de metal de extracción total con soft-closing.



Versione 86 litri in base da 600 mm.
86 liters version in 600 mm. kitchen base
Versión de 86 litros en base de 600 mm.



Staffa per la regolazione dell'anta.
Bracket for kitchen door adjustment.
Soporte para el ala que desea ajustar.



I coperchi a ribalta svolgono anche la funzione di bloccaggio dei sacchetti.
The hinged lids has also the function as plastic bag holders.
Las tapas plegables cumplen también la función de sujetar las bolsas.



Kit spessori per fissaggio al fianco della base.
Kit of shims for side base fixation.
Kit espesores para la fijación en el lado de la base



kg 5,3

Bmr


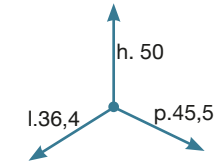
AV+P+Acr

1+1 A+B

A 48X46X57
B 50X28X38

20

80X120X230



PBM 4540L35

40

32

kg 6,5

Bmr


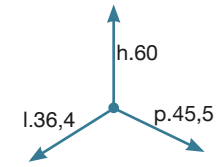
AV+P+Acr

1+1 A+B

A 48X46X57
B 50X28X38

16

80X120X230



PBM 4540L50

40

43

kg 7,5

Bmr


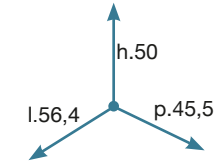
AV+P+Acr

1+1 A+B

A 48X46X57
B 50X28X38

20

80X120X230



PBM 4560L35

60

32 32

kg 8

Bmr


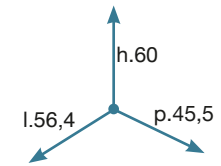
AV+P+Acr

1+1 A+B

A 48X46X57
B 50X28X38

16

80X120X230



PBM 4560L50


60

43 43

kg 0,7

AV

1



PBM AD--

45/50

PBM AD45 kit spessori per basi modulo 450 mm. - PBM AD50 kit spessori per basi modulo 500 mm.
 PBM AD45 thicknesses kit form bases 500 mm. - PBM AD50 thicknesses kit form bases 450 mm.
 PBM AD45 kit de espesores para bases de módulos de 500 mm. - PBM AD50 kit de espesores para bases de módulos de 450 mm.

Pattumiere da inserire nelle basi lavello ad angolo di 1050 x 600 e 1200 x 600.

Sono caratterizzate da una struttura portante in metallo verniciato e cestini portaoggetti in metallo cromato oltre ai secchi della serie CoverBox.

Dustbins to be fitted in the corner sink unit with 1050x600 and 1200x600 angles.

They have a painted metal supporting frames and chrome metal baskets for storing objects in addition to the Coverbox series buckets.

Cubos de basura para introducir en la parte baja del fregadero de esquina de 1050x600 y 1200x600.

Se caracterizan por una estructura portante de metal barnizado y cestos porta-objetos de metal cromado además de los cubos de la serie CoverBox.



Twist

Caratteristiche:

1. Struttura autoportante.
2. Facile installazione con l'utilizzo di 12 viti.
3. Estrazione totale con ritorno ammortizzato.
4. Apertura totale in quattro fasi.
5. Secchi della linea CoverBox
6. Facile da pulire

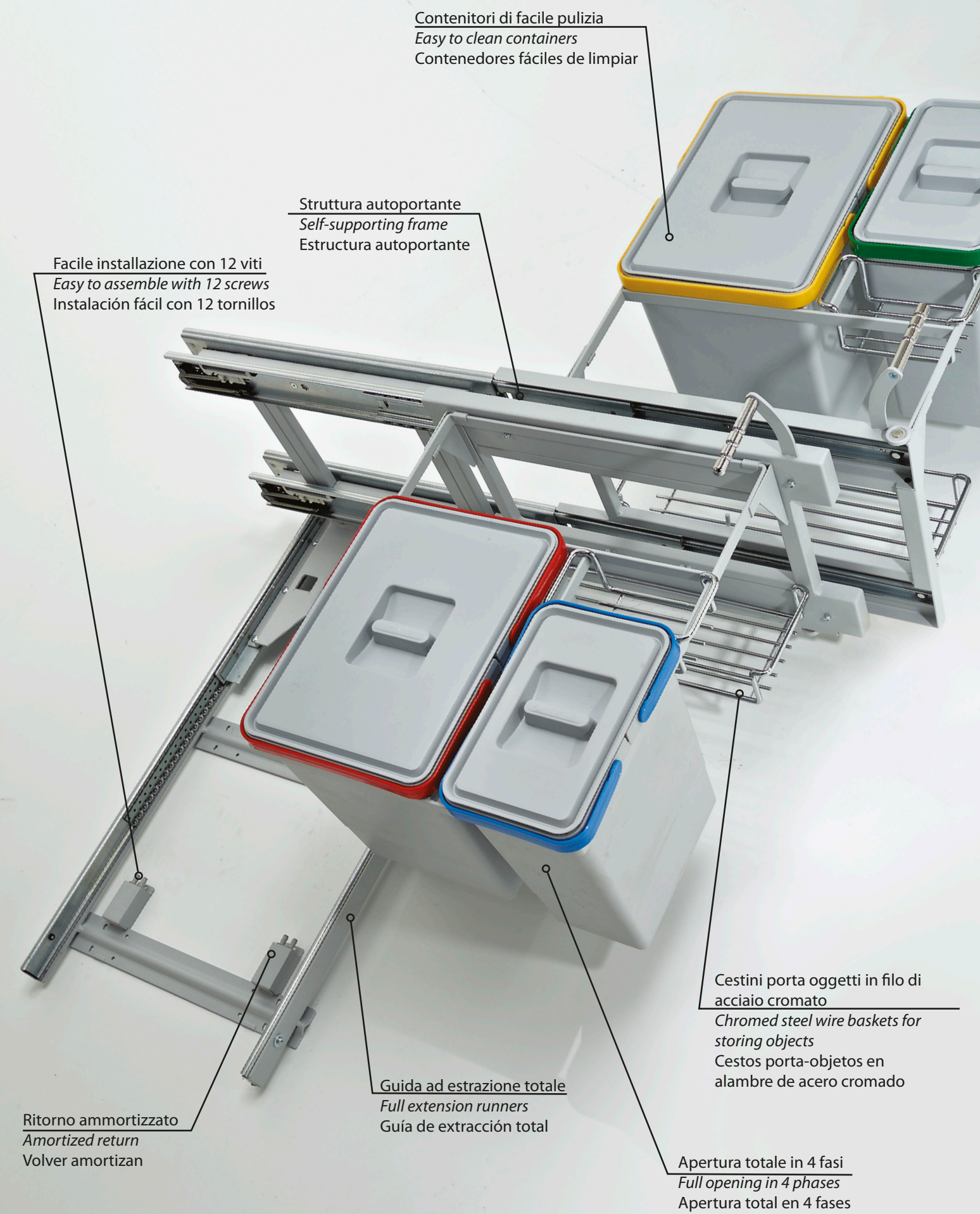
Features:

1. Self-supporting frame
2. Easy to assemble with 12 screws
3. Full extraction with cushioned return
4. Full opening in four phases
5. Coverbox product line buckets
6. Easy to clean

Características:

1. Estructura autoportante
2. Fácil instalación usando 12 tornillos
3. Extracción total con retorno amortizado.
4. Apertura total en cuatro fases
5. Cubos de la línea CoverBox
6. Fácil de limpiar





Contenitori di facile pulizia
Easy to clean containers
Contenedores fáciles de limpiar

Struttura autoportante
Self-supporting frame
Estructura autoportante

Facile installazione con 12 viti
Easy to assemble with 12 screws
Instalación fácil con 12 tornillos


Ritorno ammortizzato
Amortized return
Volver amortizan

Guida ad estrazione totale
Full extension runners
Guía de extracción total

Cestini porta oggetti in filo di acciaio cromato
Chromed steel wire baskets for storing objects
Cestos porta-objetos en alambre de acero cromado

Apertura totale in 4 fasi
Full opening in 4 phases
Apertura total en 4 fases

Twist



Closed

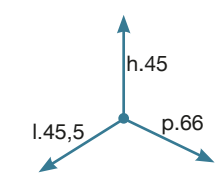
Step1

Step2

Open

Codice DX = scorrimento carrello interno base verso destra / Codice SX = scorrimento carrello interno base verso sinistra
Code DX = sliding structure inside the base with movement to the right / Code SX = sliding structure inside the base with movement to the left
Código DX = carro dentro de la base deslizante hacia la derecha / Código SX = deslizamiento Compras base interior a la izquierda

	C10		MRS
	25,5		Acr+Av
	1		47X46,5X57
	16		80X120X215
	105		40



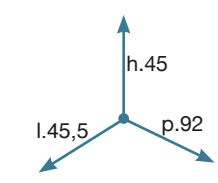
15 15 6 6

Per base angolo destra PF09 105 DX - per base angolo sinistra PF09 105 SX
For PF09 105 DX right corner base - for PF09 105 SX left corner base
Para la parte baja de la esquina derecha PF09 105 DX - para la parte baja de la esquina izquierda PF09 105 SX



PF09 105 --

	C10		MRS
	27,5		Acr+Av
	1		47X46,5X93
	16		80X120X215
	120		60



15 15 6 6

Per base angolo destra PF09 120 DX - per base angolo sinistra PF09 120 SX
For PF09 120 DX right corner base - for PF09 120 SX left corner base
Para la parte baja de la esquina derecha PF09 120 DX - para la parte baja de la esquina izquierda PF09 120 SX



PF09 120 --

Linea di pattumiere singole e per raccolta differenziata anche di Grande Capacità. Il sistema girevole in lamiera di acciaio zincato verniciato a polveri epossidiche è estremamente robusto e durevole ed è studiato per scaricare tutto il peso sul fianco della base anziché sullo sportello. Disponibile da 1 o 2 contenitori, nella versione manuale (con coperchio in appoggio) o automatica (il coperchio si apre all'apertura dello sportello).

Product line of waste bins for recycling also with a large Capacity. The rotating system made out of galvanized and epoxy powder painted steel with is extremely strong and durable and is designed to unload all the weight on the side of the base instead of onto the door. Available with 1 or 2 bins, in the manual version (with lid on the top) or automatic (the cover opens when the door opens).

Línea de cubos de basura individuales y para recogida selectiva, incluso de Gran Capacidad. El sistema giratorio de chapa de acero cincado pintada con polvo epoxi es extremadamente sólido y duradero y ha sido diseñado para descargar todo el peso sobre el lado de la base en lugar de sobre la compuerta. Disponible con 1 o 2 contenedores, en versión manual (con tapa que apoya) o automática (la tapa se abre al abrir la compuerta).



Swing

Caratteristiche:

1. Robusto supporto girevole del secchio in acciaio verniciato a polveri.
2. Estrazione automatica collegata all'apertura dell'anta del mobile.
3. Possibilità di montare tutti secchi della serie CoverBox con capacità da 6 a 24 litri
4. Disponibile anche la versione con apertura automatica del coperchio.
5. Possibilità di montare due strutture sovrapposte.
6. Disponibile la versione a 2 secchi.
7. Facile da pulire.

Features:

1. Robust swivel bucket made of powder painted steel.
2. Automatic extraction connected to the opening of the cabinet's door.
3. Possibility of mounting all of the Coverbox series buckets with capacities from 6 to 24 litres
4. Automatic lid opening version also available.
5. Possibility of mounting two overlapping structures.
6. Two buckets version available.
7. Easy to clean.

Características:

1. Sólido soporte giratorio del cubo en acero barnizado a polvo.
2. Extracción automática unida a la apertura de la puerta del mueble.
3. Posibilidad de montar todos los cubos de la serie CoverBox con capacidad de 6 a 24 litros
4. Disponible también la versión con apertura automática de la tapa.
5. Posibilidad de montar dos estructuras superpuestas.
6. Disponible la versión con 2 cubos.
7. Fácil de limpiar.



Swing

Apertura automatica coperchio
Automatic lid opening
Apertura automática de la tapa

Struttura girevole in metallo verniciato a polvere
Swivelling powder painted metal structure
Estructura giratoria en metal barnizado a polvo

Coperchio con filtro rigenerabile anti-odore
Lid with an anti-odour filter which can be regenerated
Tapa con filtro regenerable anti-olor

Supporto predisposto per il fissaggio
Support ready for fitting
Soporte preparado para la fijación

Apertura automatica pattumiera
Automatic opening of the dustbin
Apertura automática del cubo de basura

Struttura per secchi della serie CoverBox con capacità da 6 a 24 litri
Structure for the Coverbox series of buckets with capacities from 6 to 24 litres
Estructura para cubos de la serie CoverBox con capacidad de 6 a 24 litros

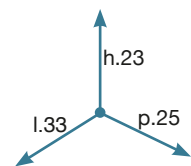


Possibilità di montare due secchi sovrapposti
Possibility of mounting two overlapping buckets
Posibilidad de montar dos cubos superpuestos





PBD AA SG22



	C10		
	2,6		
	1		25X26X34
	80		80X120X215

12



Disponibile anche in versione manuale PBD AM SG22
Also available in the PBD AM SG22 manual version
Disponibile también en versión manual PBD AM SG22

PBD AA SG44

	C10		
	2,9		
	1		47X26X34
	40		80X120X203



24

Disponibile anche in versione manuale PBD AM SG44
Also available in the PBD AM SG44 manual version
Disponibile también en versión manual PBD AM SG44



PBD AA SG34

	C10		
	2,8		
	1		37X26X34
	50		80X120X200



18

Disponibile anche in versione manuale PBD AM SG34
Also available in the PBD AM SG34 manual version
Disponibile también en versión manual PBD AM SG34



PBD AA SG28

	C10		
	2,7		
	1		31X26X34
	70		80X120X232



15

Disponibile anche in versione manuale PBD AM SG28
Also available in the PBD AM SG28 manual version
Disponibile también en versión manual PBD AM SG28



PBD BA SG44

	C10		
	4,7		
	1		56X33X24
	40		80X120X224



24

8

Disponibile anche in versione manuale PBD BM SG44
Also available in the PBD BM SG44 manual version
Disponibile también en versión manual PBD BM SG44



PBD BA SG34

	C10		
	4,6		
	1		56X33X24
	40		80X120X224



18

8


Disponibile anche in versione manuale PBD BM SG34
Also available in the PBD BM SG34 manual version
Disponibile también en versión manual PBD BM SG34



Linea di pattumiere di Grande Capacità semplice ed economico. Il supporto in acciaio inox si fissa direttamente all'interno dell'anta e sullo stesso è possibile agganciare i contenitori della serie Cover Box.

Product line of waste bins simple and economic with a big capacity. The stainless steel support is fixed directly on the inside of the door and on the same it is possible to hook on the containers of Cover Box series.

Línea de cubos de basura de Gran Capacidad, simple y económica. El soporte de acero inoxidable se fija directamente al interior de la puerta y en el mismo se pueden enganchar los contenedores de la serie Cover Box.



Easy

Caratteristiche:

1. Supporto in acciaio inox completamente riciclabile
2. Contenitori in polipropilene completamente riciclabile di 15, 18 e 24 litri
3. I contenitori utilizzati permettono, all'occorrenza, di inserire 2 sacchetti all'interno di un solo contenitore
4. Semplicità di installazione con sole 2 viti.
5. Facile da pulire.

Features:

1. Stainless steel support completely recyclable
2. Bins in completely recyclable thermoplastic polypropylene of 15, 18 and 24 liters
3. The containers we use allow, if necessary, to insert two inner bags on the inside of a single container
4. Easy installation with only 2 screws.
5. Easy to clean.

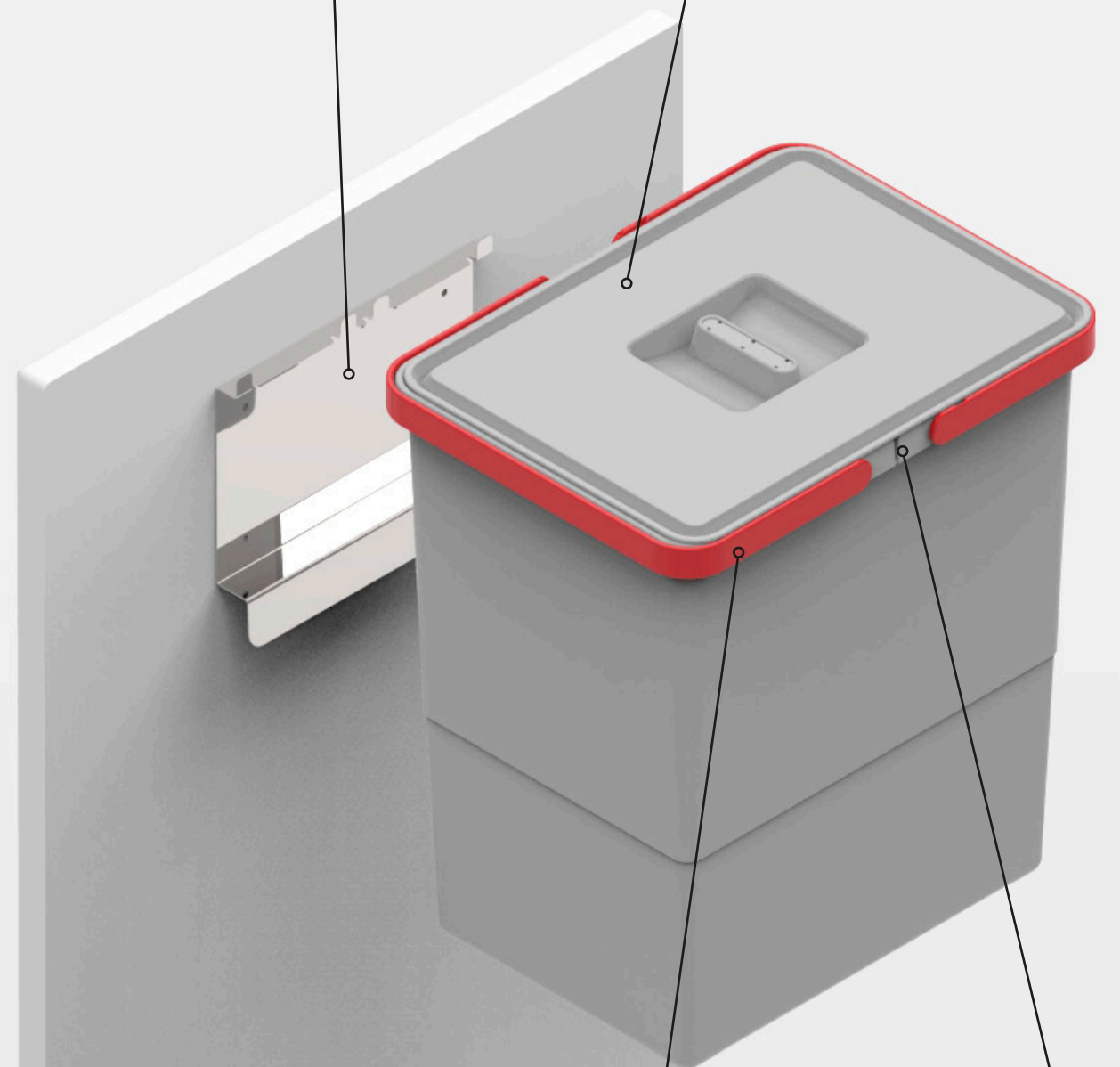
Características:

1. Soporte de acero inoxidable, completamente reciclable.
2. Contenedores de polipropileno completamente reciclables de 15, 18 y 24 litros.
3. Los contenedores utilizados permiten, si fuera necesario, introducir 2 bolsas dentro de un mismo contenedor.
4. Fácil de instalar, con solo 2 tornillos.
5. Fácil de limpiar.



Supporto in acciaio inox
Stainless steel support
Soporte de acero inoxidable.

Coperchio in appoggio
Cover in support
Tapa que apoya.


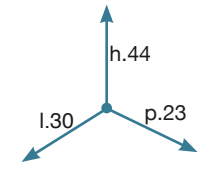


Incisione per l'eventuale
inserimento di 2 sacchetti
-Engraving for the eventual
inclusion of 2 inner bags
Ranura para la posible
introducción de 2 bolsas.

Manici per l'estrazione e per il bloccaggio dei sacchetti.
Handles for the extraction and for the locking the inner bags.
Manijas para extraer y fijar las bolsas.

C10
kg 1,7
1
44
45


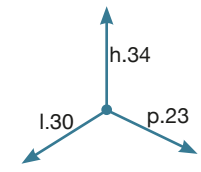
P+Ax
54X23X33
80X120X231



PBD SA SG44

C10
kg 1,6
1
55
45

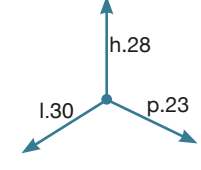
P+Ax
35X23X33
80X120X205



PBD SA SG34


C10
kg 1,5
1
55
45

P+Ax
38X23X33
80X120X205



PBD SA SG28

kg 0,75
Ax



PBD SAG



Pratico sistema
di aggancio e sgancio
Practical hooking and release
system.
Práctico sistema de enganche y
desenganche.

Linea di pattumiere rotonde fissate direttamente sul fianco del mobile.

A round dustbins product directly mounted on the side of the cabinet.

Línea de cubos de basura redondos fijados directamente a un lado del mueble.



Ring

Caratteristiche:

1. Apertura automatica del coperchio all'apertura dell'anta.
2. Disponibile con finiture in acciaio lucido, alluminio quadretato o plastica (bianco, sabbia, grigio).
3. Facile montaggio
4. Secchi tonde da 10 o 12 litri.
5. Montaggio sul fianco destro o sinistro.

Features:

1. Automatic lid opening when the door is opened.
2. Available in polished steel finishing, plastic or chequered aluminium (in white, sand, grey).
3. Easy to assemble
4. 10 or 12 litre capacity round bins.
5. Can be mounted the right or left side.

Características:

1. Apertura automática de la tapa al abrir la puerta.
2. Disponible con acabados en acero lúcido, aluminio cuadrulado o plástico (blanco, arena, gris).
3. Fácil montaje
4. Cubos redondos de 10 o 12 litros.
5. Montaje en el lado derecho o izquierdo.



Finiture alluminio quadrettato acciaio inox, plastica
 Aluminium chequered, stainless steel, or plastic finishes
 Acabado en aluminio cuadrículado, acero inoxidable, plástico

Apertura automatica del coperchio
 Automatic lid opening
 Apertura automática de la tapa

Montaggio veloce con 8 viti
 Quick assembly with 8 screws
 Montaje rápido con 8 tornillos

Montaggio fianco destro o sinistro
 Can be mounted on the right or left side
 Montaje en el lado derecho o izquierdo

Capacità da 10 l. e 12 l.
 10 L. or 12 L capacity
 Capacidad de 10 y 12 L.

Ring



Apertura con filo.
 Can be opened with a string.
 Apertura con cable.



Apertura automatica.
 Automatic opening
 Apertura automática.



Apertura automatica, coperchio acciaio inox.
 Automatic opening, stainless steel lid
 Apertura automática, tapa de acero inoxidable.



Plastica
 Plastic
 Plástico

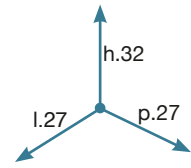


Alluminio goffrato
 Chequered aluminium
 Aluminio cuadrículado



Acciaio inox
 Stainless steel
 Acero inoxidable

PP602/1

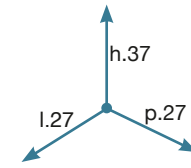


	C01		
	kg 1,4		P
	1		34X28X28
	72		90X120X214
10			

kg 1,9

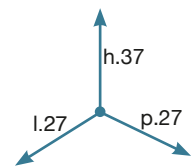
	1		39X28X28
	60		90X120X205

12			
-----------	--	--	--



PPI607/1 ALL 12

PP603/1

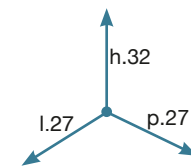


	C01		
	kg 1,8		P
	1		39X28X28
	60		90X120X205
12			

kg 2,4

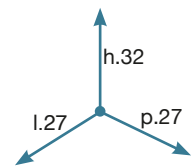
	1		34X28X28
	72		90X120X214

10			
-----------	--	--	--



PPI607/1

PPI606/1 ALL

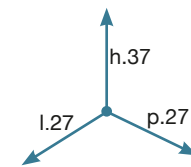


	kg 1,6		Al+P
	1		34X28X28
	72		90X120X214
10			

kg 2,5

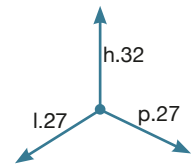
	1		39X28X28
	60		90X120X205

12			
-----------	--	--	--



PPI607/1 12L

PPI606/1

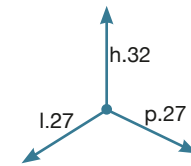


	kg 2,1		Ax+P
	1		34X28X28
	72		90X120X214
10			

kg 2,7

	1		34X28X28
	72		90X120X214

10			
-----------	--	--	--

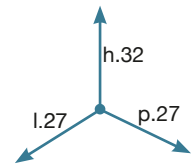


Coperchio in acciaio inox
Lid in stainless steel
Tapa de acero inoxidable



PPI608/1

PPI607/1 ALL



	kg 1,8		Al+P
	1		34X28X28
	72		90X120X214
10			

Linea di pattumiere per raccolta differenziata di Grande Capacità da cassetto con collegamento all'anta. Il sistema è composto da un telaio in lamiera di acciaio zincato verniciato a polveri epossidiche che si integra perfettamente nei cassetti di tutti i più importanti produttori, sostituendo il normale fondo in melaminico. Il sistema offre la possibilità di organizzare la raccolta differenziata in basi dedicate ed ottimizza lo spazio disponibile. La versione SQUARE 2.0 ha subito un restyling portando i contenitori a filo delle sponde dei cassetti. Per tutti i modelli è disponibile come accessorio il coperchio automatico che, dotato di cuscinetti scorrevoli, permette la chiusura/apertura automatica dei contenitori. La sede di alloggiamento dei contenitori è caratterizzata da un profilo imbutito che oltre ad irrobustire la struttura la rende anche più gradevole.

Product line of Large Capacity waste bins for waste separation for drawers with fixation for the door front. The system consists of a metal galvanized steel frame epoxy powder painted that integrates perfectly in the drawers of all the major manufacturers, replacing the normal melamine bottom of the drawer. The system offers the possibility to organize the waste separation in dedicated kitchen bases and to optimize the available space. The SQUARE 2.0 version has undergone a makeover bringing the inner bins to top of the drawer sides. For all models is available an accessory namely the automatic lid that is equipped with sliding bearings, which allows the closing/opening automatically of the containers. The seat of accommodation of the containers is characterized by a deep-drawn profile which strengthens the structure makes gives it a clean aspect.

Línea de cubos de basura para recogida selectiva de Gran Capacidad de cajón con fijación a la puerta. El sistema está compuesto por un bastidor de chapa de acero cincado pintada con polvo epoxi que se integra perfectamente en los cajones de los principales fabricantes, sustituyendo el fondo de melamina habitual. El sistema ofrece la posibilidad de organizar la recogida selectiva en bases específicas y optimiza el espacio disponible. La versión SQUARE 2.0 ha sido rediseñada, llevando los contenedores hasta el borde de los cajones. Para todos los modelos está disponible como accesorio la tapa automática que, al contar con cojinetes deslizantes, permite la apertura y cierre automático de los contenedores. El compartimiento donde se alojan los contenedores se caracteriza por un perfil embutido que, además de volver más sólida la estructura, la hace más agradable.

Square 2.0

Caratteristiche:

1. Struttura in lamiera di acciaio zincato verniciato a polveri epossidiche realizzata in un monoblocco.
2. Alloggi dei contenitori realizzati con profilo imbutito.
3. Il sistema prevede il fissaggio all'anta con possibilità di registro.
4. Sistema prodotto per i più importanti produttori di cassetti (BLUM®; HETTICH®; GRASS®; ..)
5. Versione anche per i cassetti ad apertura elettrica (BLUM® Servo Drive)
6. Contenitori in polipropilene completamente riciclabile da 8 a 43 litri (capacità complessiva fino a 86 litri).
7. Tutte le pattumiere sono dotate di un secchio con coperchio con filtro divora odore (rigenerabile con lavaggio fino a 50 volte)
8. Disponibile come optional il coperchio automatico per una chiusura ermetica dei contenitori.
9. Semplicità di installazione.
10. Facile da pulire.

Features:

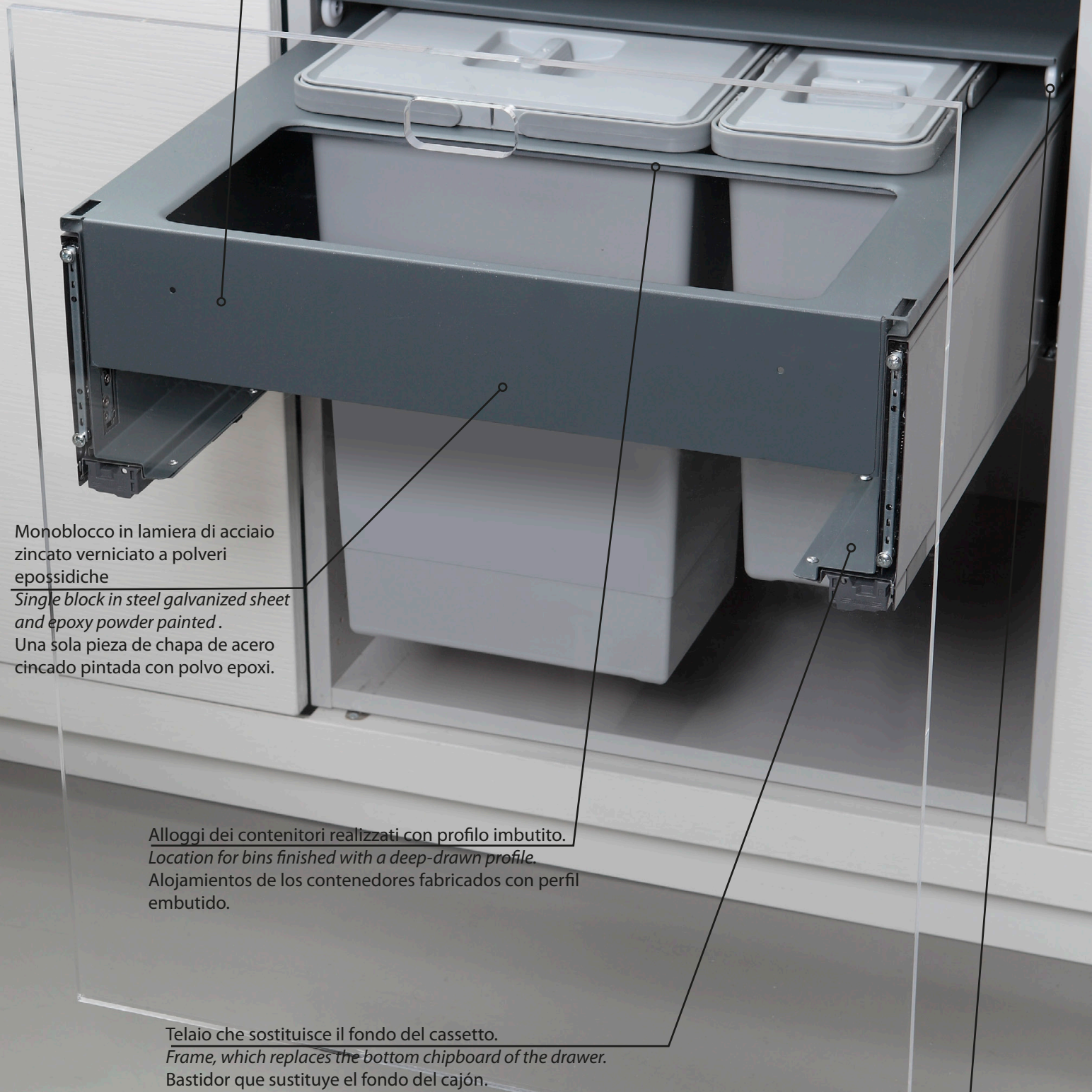
1. Structure in galvanized sheet steel and epoxy powder painted realized in a single block.
2. Location for bins finished with a deep-drawn profile.
3. The system provides fixing to the front door with registry possibility.
4. Product system for the most important manufacturers of drawers (BLUM®; HETTICH®; GRASS®; ..)
5. Version also for the drawers with electric opening (BLUM® Servo Drive)
6. Inner bins in recyclable polypropylene from 8 till 43 liters (total capacity up to 86 liters).
7. All waste bins have a bin with lid with anti odour filter (regenerable by washing up to 50 times)
8. Available as an optional an automatic cover for an closer .
9. Easy installation.
10. Easy to clean.

Características:

1. Estructura de chapa de acero cincado pintada con polvo epoxi fabricada en una sola pieza.
2. Alojamiento de los contenedores fabricados con perfil embutido.
3. El sistema prevé que se fije a la puerta con posibilidad de regulación.
4. Sistema producido para los principales fabricantes de cajones (BLUM®; HETTICH®; GRASS®; etc.).
5. Versión también para cajones de apertura eléctrica (BLUM® Servo Drive).
6. Contenedores de polipropileno completamente reciclables de 8 a 43 litros (capacidad total de hasta 86 litros).
7. Todos los cubos de basura cuentan con un recipiente con tapa con filtro antiolor (lavándolo puede reutilizarse hasta 50 veces).
8. La tapa automática para un cierre hermético de los contenedores está disponible como opcional.
9. Fácil de instalar.
10. Fácil de limpiar.



Telaio studiato per i più importanti produttori di cassetti (BLUM®; HETTICH®; GRASS®; ecc.)
 Frame studied for the most important manufacturers of drawers (BLUM®; HETTICH®; GRASS®; etc.)
 Bastidor diseñado para los principales fabricantes de cajones (BLUM®; HETTICH®; GRASS®; etc.).



Monoblocco in lamiera di acciaio zincato verniciato a polveri epossidiche
 Single block in steel galvanized sheet and epoxy powder painted.
 Una sola pieza de chapa de acero cincado pintada con polvo epoxi.

Alloggi dei contenitori realizzati con profilo imbutito.
 Location for bins finished with a deep-drawn profile.
 Alojamiento de los contenedores fabricados con perfil embutido.

Telaio che sostituisce il fondo del cassetto.
 Frame, which replaces the bottom chipboard of the drawer.
 Bastidor que sustituye el fondo del cajón.

Coperchio scorrevole con cuscinetti per chiusura ermetica.
 Sliding cover with nylon runner for a perfect closing.
 Tapa corredera con cojinetes para cierre hermético.

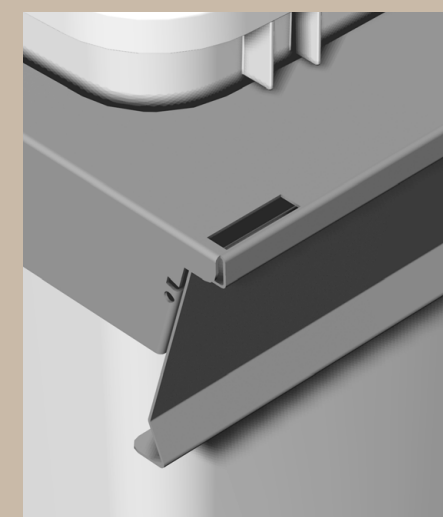

Square 2.0



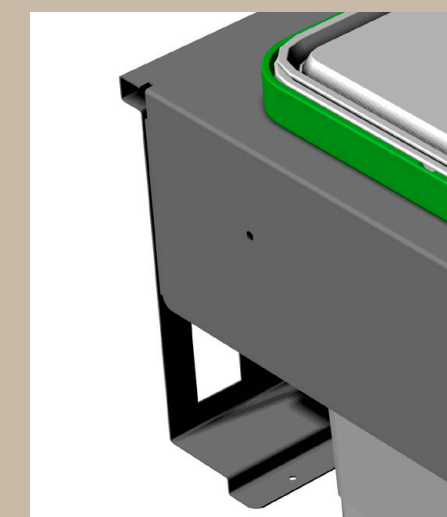
Chiusura/Apertura automatica dei contenitori con l'optional del coperchio scorrevole in BLUM® Legrabox.
 Automatic closing/opening of the bins with the optional sliding lid BLUM® Legrabox.
 Cierre /apertura automático de los contenedores con el opcional de la tapa corredera en BLUM® Legrabox.



Chiusura/Apertura automatica dei contenitori con l'optional del coperchio scorrevole in BLUM® Tandembox.
 Automatic closing/opening of the bins with the optional sliding lid BLUM® Tandembox.
 Cierre / apertura automático de los contenedores con el opcional de la tapa corredera en BLUM® Tandembox.



Telaio in versione BLUM® Tandembox intivo / antaro (cassetto - M)
 Frame BLUM® Tandembox intivo / antaro Version (M drawer)
 Bastidor en versión BLUM® Tandembox intivo / antaro (cajón - M).

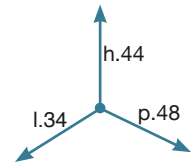



Telaio in versione BLUM® Legrabox (cassetto - C)
 Frame BLUM® Legrabox Version (C drawer)
 Bastidor en versión BLUM® Legrabox (cajón - C).



Cuscinetti scorrevole del coperchio automatico.
 Sliding nylon bearing for automatic lid.
 Cojinete deslizante de la tapa automática.

PA3 INC5045A

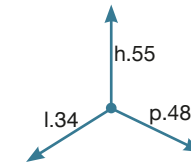


kg	A 1,7 B 2,3	Av
	1+1 A+B	A 12X51X42 B 55X24X34
	B 40 A 80	A 84X120X220 B 80X120X235

24 8



PA3 INC5045R

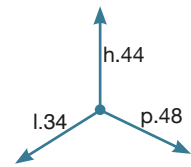


kg	A 1,7 B 1,8	Av
	1+1 A+B	A 12X51X42 B 56X24X34
	B 56 A 40	A B

43



PA3 INC5045B

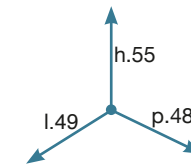


kg	A 1,7 B 2,2	Av
	1+1 A+B	A 12X51X42 B 55X24X34
	B 40 A 80	A 84X120X220 B 80X120X235

24 24



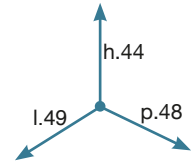
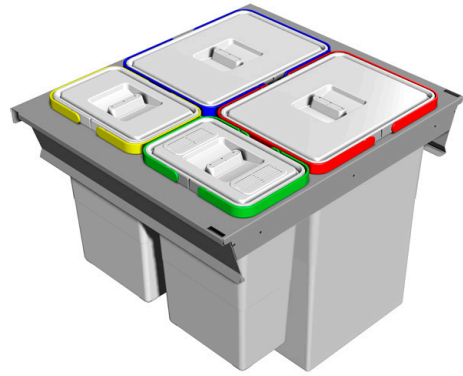
PA3 INC5060R



43 12



PA3 INC5060A




kg	A 2 B 3	Av
	1+1 A+B	A 12X51X57 B 55X24X34
	B 40 A 80	A 84X120X243 B 80X120X235

24 24 8 8

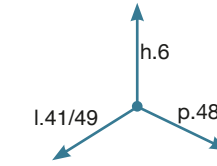
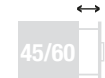


PA3 AE--R

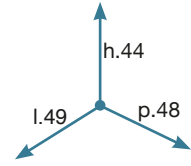
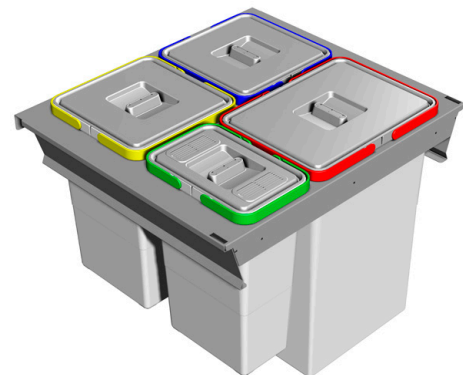


PA3 AE45R
PA3 AE60R

kg	A 1,1 (45) B 1,8 (60)	Av
	1	A 8X39X49 B 8X54X49



PA3 INC5060B

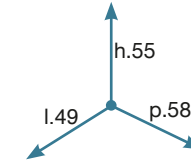


kg	A 2 B 2,9	Av
	1+1 A+B	A 12X51X56 B 55X24X34
	B 40 A 80	A 84X120X243 B 80X120X235


24 12 12 8



PA3 INC6060R




43 43

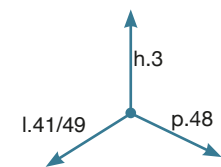


Per basi di profondità 600 mm.
For kitchen bases 600 mm deep.
Para bases de 600 mm de profundidad.

PA3 AE--



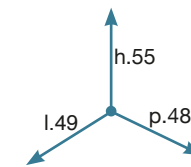
PA3 AE45
PA3 AE60



kg	A 1,7 (45) B 1,8 (60)	Av
	1	A 8X39X49 B 8X54X49



PA3 INS5060R

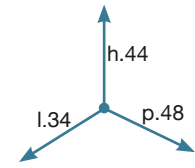



43 12



Per basi con sistema BLUM® Servodrive
For kitchen bases with BLUM® Servodrive.
Para bases con sistema BLUM® Servodrive

PA3 LEC5045A



24 8 8

kg A 1,7
B2

Av

1+1 A+B

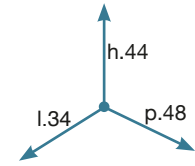

A 20X51X42
B 55X24X34

B 40
A 48

A 80X120X235
B 84X120X220

45

PA3 LEC5045B



24 24

kg A 1,7
B 2,2

Av

1+1 A+B

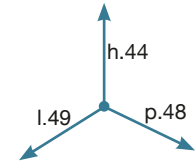

A 20X51X42
B 55X24X34

B 40
A 48

A 80X120X235
B 84X120X220

45

PA3 LEC5060A



24 24 8 8

kg A 2,6
B 3

Av

1+1 A+B

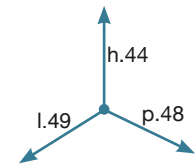

A 20X51X57
B 55X24X34

B 32
A 40

A 80X120X235
B 84X120X220

60

PA3 LEC5060B



24 12 12 8

kg A 2,6
B 2,9

Av

1+1 A+B


A 20X51X57
B 55X24X34

B 32
A 40

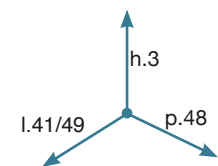
A 80X120X235
B 84X120X220

60

PA3 AE--



PA3 AE45
PA3 AE60



kg A 1,7 (45)
B 1,8 (60)

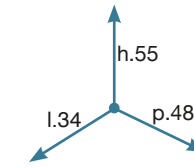
Av

1

A 8X39X49
B 8X54X49

45/60

PA3 LEC5045R



43

kg A 2,2
B 1,8

Av

1+1 A+B

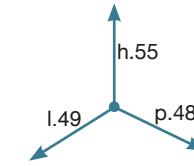
A 20X51X42
B 56X24X34

B 56
A 40

A 80X120X220
B 84X120X235

45

PA3 LEC5060R



43

12

kg A 2,6
B 3,4

Av

1+1 A+B

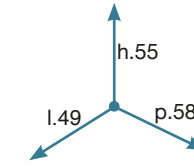
A 20X51X57
B 55X24X34

B 56
A 40

A 80X120X220
B 84X120X235

60

PA3 LEC6060R



43

43

kg A 2,6
B 2,9

Av

1+1 A+B

A 20X51X57
B 50X24X34


B 36
A 40

A 80X120X220
B 84X120X235

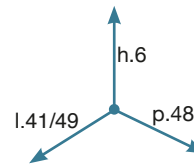
60

Per basi di profondità 600 mm.
For kitchen bases 600 mm deep.
Para bases de 600 mm de profundidad.

PA3 AE--R



PA3 AE45R
PA3 AE60R



kg A 1,1
B 1,8

Av

1

A 8X39X49
B 8X54X49

45/60

elleipini
1 9 5 4

Linea di pattumiere per raccolta differenziata di Grande Capacità tipo "cabinet". Sistema completo realizzato in componenti in lamiera di acciaio zincato verniciato a polveri epossidiche fornito di guide a sfera ad estrazione totale con soft-closing. Il sistema offre la possibilità di organizzare la raccolta differenziata in basi dedicate ed ottimizza lo spazio disponibile. Il coperchio in metallo superiore può essere utilizzato anche come ripiano porta oggetti. La sede di alloggiamento dei contenitori è caratterizzata da un profilo imbutito che oltre ad irrobustire la struttura la rende anche più gradevole. Disponibile per basi di larghezza 450 mm, 500 mm e 600 mm; nelle versioni collegate all'anta o con apertura manuale.

Product line of Big Capacity waste separation "kitchen cabinet" type. System completely made out of galvanized steel sheet and epoxy painted components supplied with full extension ball bearing slides with soft-closing. The system offers the possibility to separate waste in dedicated kitchen base and optimizes the available space. The upper metal cover can also be used as a shelf for objects. The seat of accommodation of the containers is characterized by a deep-drawn profile which strengthens the structure and in addition gives it a clean aspect. Available for a 450 mm, 500 mm and 600 mm base; version connected to the front panel or in manual opening.

Línea de cubos de basura para recogida selectiva de Gran Capacidad tipo "cabinet". Sistema completo fabricado con componentes de chapa de acero cincado pintada con polvo epoxi y con guías de bolas de extracción total con soft-closing. El sistema ofrece la posibilidad de organizar la recogida selectiva en bases específicas y optimiza el espacio disponible. La tapa superior de metal también puede utilizarse como estante portaobjetos. El compartimiento donde se sitúan los contenedores se caracteriza por un perfil embutido que, además de volver más sólida la estructura, la hace más agradable. Disponible para bases de 450 mm, 500 mm y 600 mm de largo; en las versiones fijadas a la puerta o con apertura manual.



Block

Caratteristiche:

1. Struttura in lamiera di acciaio zincato verniciato a polveri epossidiche realizzata in un monoblocco.
2. Alloggi dei contenitori realizzati con profilo imbutito.
3. Può essere montato all'interno di una base con anta, oppure si può montare l'anta ad estrazione direttamente alla pattumiera con possibilità di registro.
4. Si adatta automaticamente a basi con fianchi da 16, 18 e 19 mm.
5. Guide ad estrazione totale con la chiusura assistita e ammortizzata.
6. La parte superiore svolge la funzione di ripiano permettendo di sfruttare lo spazio per riporre detersivi ed altri oggetti.
7. Capacità di raccolta dei rifiuti fino a 64 litri.
8. Facile da pulire.


Features:

1. Structure in galvanized and epoxy powder painted sheet steel made out of a single block.
2. Location for bins finished with a deep-drawn profile
3. Fixed on the inside of a cabinet with a hinged door, with the door fixed directly to the wastebin with possibility of register.
4. It automatically adapts to bases with 16, 18 and 19 mm sides.
5. Runners for full extraction with soft closing.
6. The upper part performs the function of a shelf, giving you space for storing detergents and other objects.
7. Waste collection capacity of up to 64 litres.
8. Easy to clean.

Características:

1. Estructura de chapa de acero cincado pintada con polvo epoxi fabricada en una sola pieza.
2. Alojamiento de los contenedores fabricados con perfil embutido.
3. Se puede montar dentro de una base con puerta, o bien se puede montar la puerta de extracción directamente en el cubo de basura con posibilidad de registro.
4. Se adapta automáticamente a bases con lados de 16, 18 y 19mm.
5. Guías de extracción total con el cierre asistido y amortizado.
6. La parte superior realiza la función de tabla permitiendo disfrutar el espacio para poner detergents u otros objetos.
7. Capacidad de recogida de desechos de hasta 64 litros.
8. Fácil de limpiar.





Coperchio con filtro assorbi odori
Lid with odour absorbing filter
Tapa con filtro absorbe-olores

Alloggi dei contenitori realizzati con profilo imbutito.
Accommodation of containers made out of a deep-drawn profile.
Alojamientos de los contenedores fabricados con perfil embutido.

Struttura in lamiera di acciaio zincato verniciato a polveri epossidiche realizzata in un monoblocco.
Structure in galvanized and epoxy powder painted sheet steel made out of a single block.
Estructura de chapa de acero cincado pintada con polvo epoxi fabricada en una sola pieza.

Apertura manuale
Manual opening
Apertura manual


Guide ad estrazione totale con la chiusura assistita e ammortizzata
Full extraction runners with soft closing
Guías de extracción total con cierre asistido y amortizado

Sistema per fissaggio all'anta con possibilità di registro
System for assembling the cabinet door with register
Sistema de fijación a la puerta con posibilidad de registro



Coperchio in acciaio verniciato con funzione di porta oggetti
Cover made of painted steel which can be used to hold objects
Tapa de acero barnizado con función porta-objetos

Block



Disponibile anche nella versione collegata all'anta.
Also available in the version with the cabinet door fitted to the wastebin.
También disponible en la versión adjunta a la hoja.

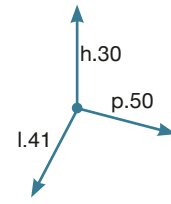


Guide per il montaggio su base di 500 mm.
Runners for a 500 mm base.
Guías para el montaje en base de 500 mm.



Si adatta automaticamente a basi con fianchi da 16, 18 e 19 mm.
It adapts automatically to bases with 16, 18 and 19 mm sides.
Se adapta automáticamente a bases con lados de 16, 18 y 19mm.

PBF 5045 28B

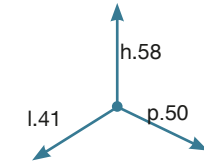


Disponibile anche in versione collegata all'anta PBF 5045 28A
Also available in the version attached to the door PBF 5045 28A
También disponible en la versión adjunta a la hoja PBF 5045 28A

15 15

kg	9,3	Mrs
		Av
	1	29X53X42
	32	84X120X227
	45	

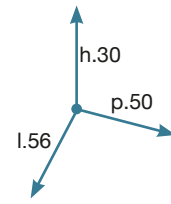
PBF 5045A R50L



43

kg	8,4	Mrs
		Av
	1	29X53X42
	32	84X120X227
	45	

PBF 5060 28B

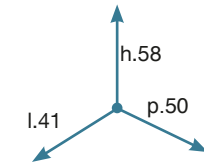


Disponibile anche in versione collegata all'anta PBF 5060 28A
Also available in the version attached to the door PBF 5060 28A
También disponible en la versión adjunta a la hoja PBF 5060 28A

15 15 6 6

kg	10,3	Mrs
		Av
	1	29X53X57
	24	90X120X227
	60	

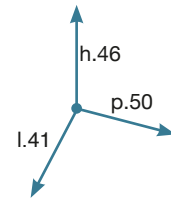
PBF 5045B R50L



43

kg	8,5	Mrs
		Av
	1	29X53X42
	32	84X120X227
	45	

PBF 5045B

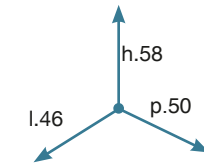


Disponibile anche in versione collegata all'anta PBF 5045A
Also available in the version attached to the door PBF 5045A
También disponible en la versión adjunta a la hoja PBF 5045A

24 24

kg	9,5	Mrs
		Av
	1	29X53X42
	32	84X120X227
	45	

PBF 5050B R50L

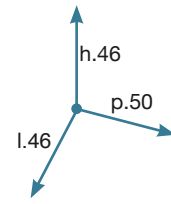


43

kg	8,9	Mrs
		Av
	1	29X53X42
	32	84X120X227
	50	

Disponibile anche in versione collegata all'anta PBF 5050RA
Also available in the version attached to the door PBF 5050RA
También disponible en la versión adjunta a la hoja PBF 5050RA

PBF 5050B

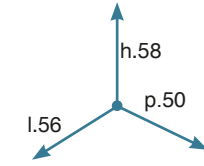


Disponibile anche in versione collegata all'anta PBF 5050A
Also available in the version attached to the door PBF 5050A
También disponible en la versión adjunta a la hoja PBF 5050A

24 24

kg	10	Mrs
		Av
	1	29X53X42
	32	84X120X227
	50	

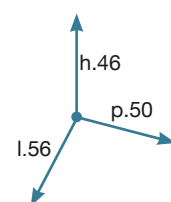
PBF 5060A R50L



43 12

kg	9,9	Mrs
		Av
	1	29X53X42
	24	90X120X227
	60	

PBF 5060B

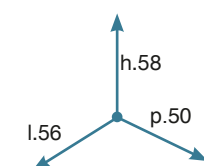
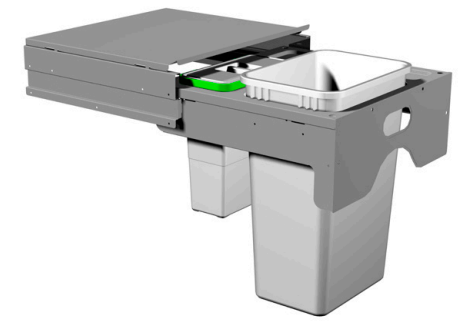


Disponibile anche in versione collegata all'anta PBF 5060A
Also available in the version attached to the door PBF 5060A
También disponible en la versión adjunta a la hoja PBF 5060A

24 24 8 8

kg	11	Mrs
		Av
	1	29X53X57
	24	90X120X227
	60	

PBF 5060B R50L



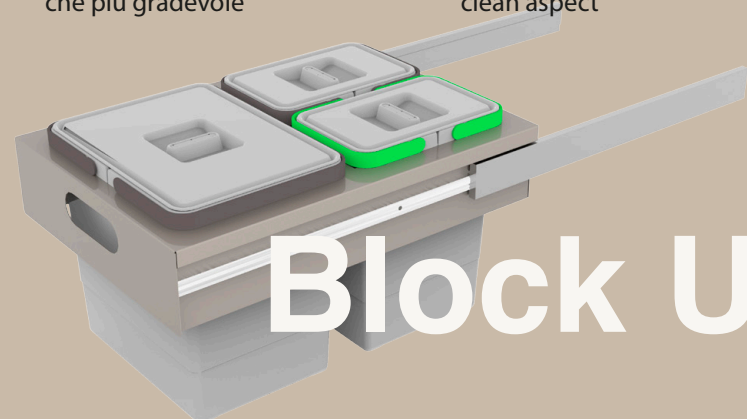
43 12

kg	10	Mrs
		Av
	1	29X53X57
	24	90X120X227
	60	

Linea di pattumiere per la raccolta differenziata che permette di posizionare i propri contenitori al di sotto del piano della cucina agevolando le operazioni di raccolta dei rifiuti. Sistema completo composto da un monoblocco in lamiera di acciaio zincato verniciato a polveri epossidiche fornito di guide a sfera ad estrazione totale con soft-closing. La sede di alloggiamento dei contenitori è caratterizzata da un profilo imbutito che oltre ad irrobustire la struttura la rende anche più gradevole

Product line of waste separation that allows you to position the bins below the top of the kitchen top facilitating the waste collection operations. Complete system that consists out of a single block of galvanized steel sheet and epoxy painted supplied with full extension ball bearing slides with soft-closing. The seat of accommodation of the containers is characterized by a deep-drawn profile which strengthen the structure and in addition gives it a clean aspect

Línea de cubos de basura para la recogida selectiva que permite colocar los propios contenedores debajo de la encimera de la cocina facilitando las operaciones de recogida de los residuos. Sistema completo compuesto por una sola pieza de chapa de acero cincado pintada con polvo epoxi y con guías de bolas de extracción total con soft-closing. El compartimiento donde se alojan los contenedores se caracteriza por un perfil embutido que, además de volver más sólida la estructura, la hace más agradable.



Block U-Top

Caratteristiche:

1. Struttura lamiera di acciaio zincato verniciato a polveri epossidiche realizzata in un monoblocco.
2. Guide a sfera ed estrazione totale con soft-closing.
3. Alloggi dei contenitori realizzati con profilo imbutito
4. Disponibile per basi larghe 300 mm, 400 mm e 450 mm.
5. Contenitori in polipropilene completamente riciclabile da 8 a 24 litri.
6. Tutte le pattumiere sono dotate di un secchio con coperchio con filtro divora odore (rigenerabile con lavaggio fino a 50 volte)
7. Semplicità di installazione.
8. Facile da pulire.

Features:

1. Structure of galvanized steel and epoxy powder painted realized in a single block.
2. Ball bearings full extension with soft-closing.
3. Location for bins finished with a deep-drawn profile
4. Available for bases with width of 300 mm, 400 mm and 450 mm.
5. Bins in recyclable polypropylene 8 to 24 liters.
6. All bins are equipped with a bin with lid and 1 anti odour filter (regenerable by washing up to 50 times)
7. Easy installation.
8. Easy to clean.

Características:

1. Estructura de chapa de acero cincado pintada con polvo epoxi fabricada en una sola pieza.
2. Guías de bolas de extracción total con soft-closing.
3. Alojamiento de los contenedores fabricados con perfil embutido.
4. Disponible para bases de 300 mm, 400 mm y 450 mm de largo.
5. Contenedores de polipropileno completamente reciclables de 8 a 24 litros.
6. Todos los cubos de basura cuentan con un recipiente con tapa con filtro antiolor (lavándolo puede reutilizarse hasta 50 veces).
7. Fácil de instalar.
8. Fácil de limpiar.















Guide a sfera ed estrazione totale con soft-closing.
 Ball bearings full extension with soft-closing.
 Guías de bolas de extracción total con soft-closing.

Monoblocco in metallo verniciato a polveri epossidiche
 Metal monoblock epoxy painted
 Una sola pieza de metal pintado con polvo epoxi.




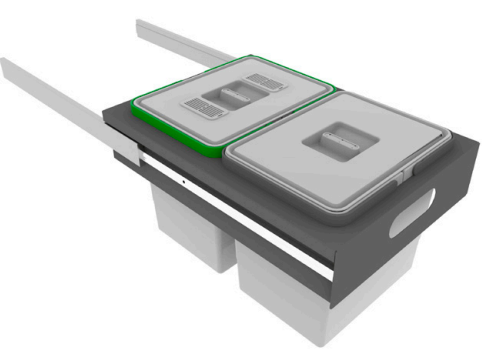








Filtro divora odore (rigenerabile con lavaggio fino a 50 volte)
 Anti odour filter (regenerable by washing up to 50 times)
 Filtro antiolor (lavándolo puede reutilizarse hasta 50 veces).

Alloggi dei contenitori realizzati con profilo imbuto
 Accommodation of containers made from deep-drawn profile
 Alojamiento de los contenedores fabricados con perfil embutido.




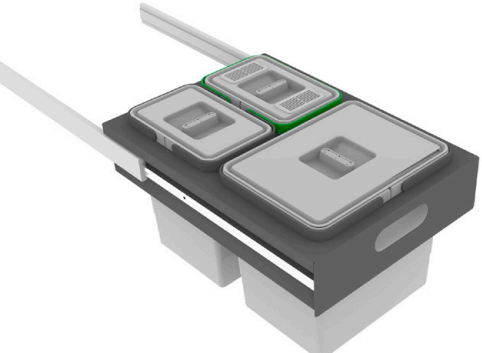








Possibilità di acquistare altri contenitori Cover Box da posizionare in appoggio nel cassetto.
 Possibility to buy other containers Cover Box to be placed into the bottom drawer.
 Posibilidad de adquirir otros contenedores Cover Box para colocar apoyados en el cajón.

 4,5	 Mrs		
 Av			
 1	48X53X30		
 24	 85X120X207		
 30			




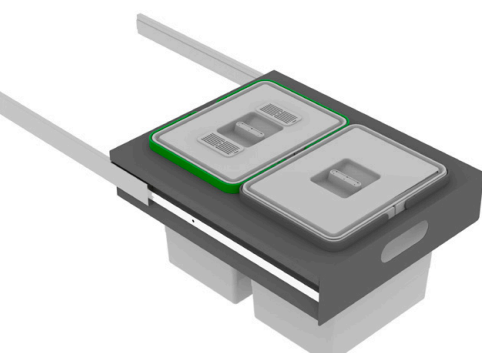








PBFT 5030A

 5	 Mrs		
 Av			
 1	48X53X40		
 20	 93X120X207		
 40			




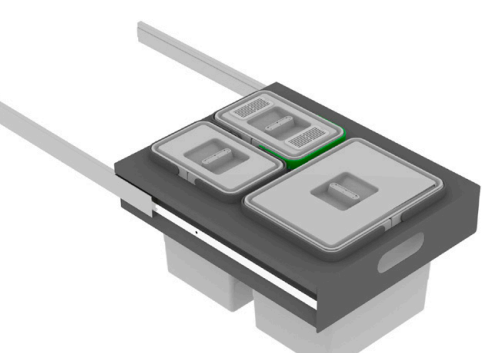








PBFT 5040A

 5,2	 Mrs		
 Av			
 1	48X53X40		
 20	 93X120X207		
 40			

PBFT 5040B

 5,1	 Mrs		
 Av			
 1	48X53X45		
 16	 90X120X207		
 45			

PBFT 5045A

 5,3	 Mrs		
 Av			
 1	48X53X45		
 16	 90X120X207		
 45			

PBFT 5045B

La soluzione ideale per organizzare lo spazio nel cassetto alto del sotto-lavello.


Ha un design minimale ed elegante e può essere personalizzato nelle finiture (alluminio o lamiera verniciata o acciaio inox; plastiche colorate).

The ideal solution to organize the space in the top of the under-sink drawer.

It has a minimalist design and elegant and can be customized finished (aluminum or painted steel or stainless steel, colored plastics).

La solución ideal para organizar el espacio en la parte superior del cajón bajo fregadero.

Tiene un diseño minimalista y elegante y se puede personalizar acabados (aluminio o acero pintado o acero inoxidable, plásticos de colores).



Free Form

Caratteristiche:

1. Caratterizzato da una struttura BREVETTATO in Alu Plast.
2. La struttura si integra completamente con le sponde (16mm) del cassetto.
3. Viene fornito completo di vasschette in alluminio plastica, posizionabili secondo le esigenze.
4. Disponibile per tutte le più comuni marche di cassette. Nasce come standard per tutte le tipologie di guide per cassette (Blum; Grass; Hettich; FGV; ...)
5. Facile da pulire.
6. Ha un design minimale ed elegante e può essere personalizzato nelle finiture (alluminio o lamiera verniciata o acciaio inox; plastiche colorate).
7. È disponibile in tutte le misure (non solo 60, 90 e 120; ma anche 50, 80, 100, ...).
8. Può essere fornito smontato (si assembla in pochi minuti) comportando importanti risparmi logistici.
9. Può essere velocemente ritagliato (per portarlo a dimensioni speciali per basi "fuori misura").

Features:

1. Featuring a PATENTED structure in Alu Plast.
2. The structure integrates fully in the appropriate space (16mm) of the drawer.
3. Comes complete with plastic aluminium trays can be positioned as needed.
4. Available for all popular brands of drawers. Comes as standard for all types of drawer slides (Blum, Grass, Hettich, FGV, ...).
5. Easy to clean.
6. It has a minimalist design and elegant and can be customized finishes (aluminium or steel painted or stainless steel, colored plastics).
7. Available in all sizes (not just 60, 90 and 120, but also 50, 80, 100, ...).
8. Can be supplied separate (assembles in minutes) resulting in significant savings in logistics.
9. Can be quickly redrawn (to bring in special sizes to basics "oversized") cut.

Características:

1. Con una struttura patentada en Alu Plast.
2. La propiedad está totalmente integrado con los bancos (16 mm) del cajón.
3. Viene completo con bandejas de aluminio de plástico se puede colocar como sea necesario.
4. Disponible para todas las marcas populares de cajones. Viene de serie para todos los tipos de diapositivas del cajón (Blum, Grass, Hettich, FGV, ...).
5. Fácil de limpiar.
6. Tiene un diseño minimalista y elegante y se puede personalizar acabados (aluminio o acero, acero pintado o inoxidable, plásticos de colores).
7. Disponible en todos los tamaños (no sólo 60, 90 y 120, pero también 50, 80, 100, ...).
8. Puede ser suministrado por separado (se ensambla en minutos) que resulta en un ahorro significativo en la logística.
9. Puede ser rápidamente vuelve a dibujar (para llevar en tamaños especiales a lo básico "de gran tamaño") cortado.




Free Form

Può essere fornito smontato (si assembla in pochi minuti) comportando importanti risparmi logistici

Can be supplied separate (assembles in minutes) resulting in significant savings in logistics
 Puede ser suministrado por separado (se ensambla en minutos) que resulta en un ahorro significativo en la logística

Caratterizzato da una struttura BREVETTATA in Alu Plast

Featuring a PATENTED structure in Alu Plast
 Con una estructura patentada en Alu Plast




Viene fornito completo di vaschette in alluminio plastica, posizionabili secondo le esigenze

Comes complete with plastic aluminium trays can be positioned as needed
 Viene completo con bandejas de aluminio de plástico se puede colocar como sea necesario

Ha un design minimale ed elegante e può essere personalizzato nelle finiture (alluminio o lamiera verniciata o acciaio inox; plastiche colorate)

It has a minimalist design and elegant and can be customized finishes (aluminium or steel painted or stainless steel, colored plastics)
 Tiene un diseño minimalista y elegante y se puede personalizar acabados (aluminio o acero, acero pintado o inoxidable, plásticos de colores)



Disponibile per tutte le più comuni marche di cassetti

Available for all popular brands of drawers
 Disponible para todas las marcas populares de cajones

Può essere velocemente ritrafilato (per portarlo a dimensioni speciali per basi "fuori misura")

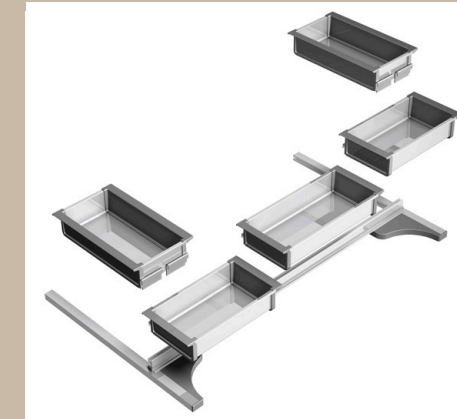
Can be quickly redrawn (to bring in special sizes to basics "oversized") cut.
 Puede ser rápidamente vuelve a dibujar (para llevar en tamaños especiales a lo básico "de gran tamaño") cortado.

La struttura si integra completamente con le sponde (16mm) del cassetto


The structure integrates fully in the appropriate space (16mm) of the drawer
 La propiedad está totalmente integrado con los bancos (16 mm) del cajón



Vaschette in alluminio plastica, posizionabili.
With plastic aluminium trays can be positioned as needed.
 Con bandejas de aluminio de plástico se puede colocar como sea necesario.



Può essere fornito smontato (si assembla in pochi minuti) comportando importanti risparmi logistici.
Can be supplied separate (assembles in minutes) resulting in significant savings in logistics.
 Puede ser suministrado por separado (se ensambla en minutos) que resulta en un ahorro significativo en la logística.



Caratterizzato da una struttura BREVETTATA in Alu Plast.
Featuring a PATENTED structure in Alu Plast.
 Con una estructura patentada en Alu Plast.

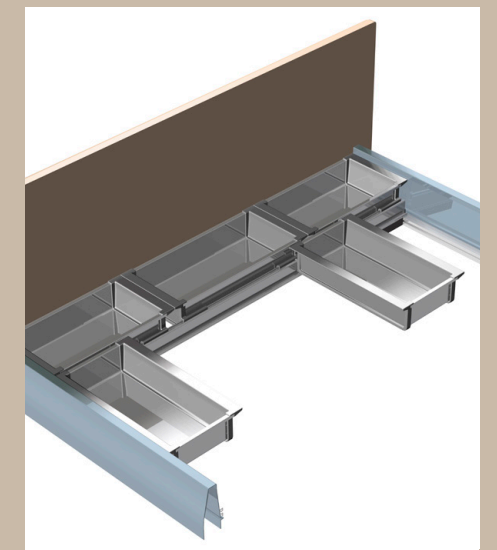


Nasce come standard per tutte le tipologie di guide per cassetti (BLUM®; GRASS®; HETTICH®; FGV®;...).

Comes as standard for all types of drawer slides (BLUM®; GRASS®; HETTICH®; FGV®;...).
 Viene de serie para todos los tipos de dispositivos del cajón (BLUM®; GRASS®; HETTICH®; FGV®;...).

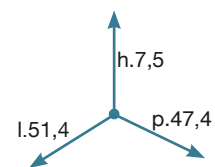


Può essere velocemente ritrafilato (per portarlo a dimensioni speciali per basi "fuori misura").
Can be quickly redrawn (to bring in special sizes to basics "oversized") cut.
 Puede ser rápidamente vuelve a dibujar (para llevar en tamaños especiales a lo básico "de gran tamaño") cortado.



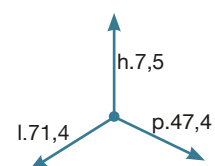

Viene fornito completo di vaschette in alluminio plastica, posizionabili secondo le esigenze.
Comes complete with plastic aluminium trays can be positioned as needed.
 Viene completo con bandejas de aluminio de plástico se puede colocar como sea necesario.

PBL C1A 06M18 BC10



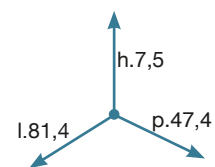

	C01	C10	C11
	kg	1,4	AL
	1	53 X 17 X 21	
	96	80 X 120 X 220	
	60		

PBL C1A 08M18 BC10



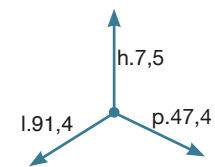

	C01	C10	C11
	kg	1,6	AL
	1	73 X 17 X 21	
	72	80 X 120 X 220	
	80		

PBL C1A 09M18 BC10



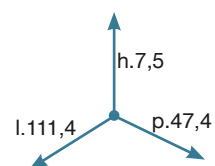

	C01	C10	C11
	kg	1,7	AL
	1	83 X 17 X 21	
	72	80 X 120 X 220	
	90		

PBL C1A 10M18 BC10



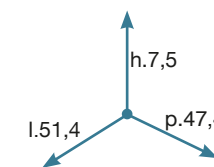

	C01	C10	C11
	kg	1,8	AL
	1	93 X 17 X 21	
	48	80 X 120 X 220	
	100		

PBL C1A 12M18 BC10



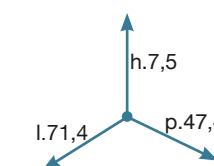

	C01	C10	C11
	kg	1,9	AL
	1	113 X 17 X 21	
	48	80 X 120 X 220	
	120		

PBL C1A 06M18 AC10



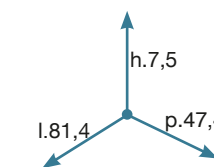

	C01	C10	C11
	kg	1,6	AL
	1	53 X 17 X 21	
	96	84 X 120 X 220	
	60		

PBL C1A 08M18 AC10



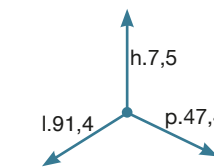

	C01	C10	C11
	kg	1,8	AL
	1	73 X 17 X 21	
	72	80 X 120 X 220	
	80		

PBL C1A 09M18 AC10




	C01	C10	C11
	kg	2	AL
	1	83 X 17 X 21	
	72	80 X 120 X 220	
	90		

PBL C1A 10M18 AC10



	C01	C10	C11
	kg	2,1	AL
	1	93 X 17 X 21	
	48	80 X 120 X 220	
	100		

PBL C1A 12M18 AC10



	C01	C10	C11
	kg	2,2	AL
	1	113 X 17 X 21	
	48	80 X 120 X 220	
	120		

Unico nel suo genere il Sistema di pattumiere Metropolis è un accessorio da inserire direttamente nei cassettoni.


Un sistema flessibile che si adatta alle svariate misure interne dei cassetti, completamente modulabile e dal montaggio estremamente semplice.

The unique Metropolis dustbins system is an accessory that fits directly into drawers.

A flexible system that adapts to various internal sizes of drawers, completely modular and extremely easy to assemble.

Único en su género, el Sistema de cubos de basura Metropolis es un accesorio para introducir directamente en los distribuidores.

Un sistema flexible que se adapta a las variadas medidas internas de los distribuidores, completamente modulable y con un montaje extremadamente simple.



Metropolis

Caratteristiche:

1. Disponibile in 2 altezze e 3 larghezze.
2. Fornito con guarnizione flessibile per compensare le eventuali differenze di misura bloccando perfettamente il vassoio.
3. Il modello in plastica è dotato di più vasche componibili, fornite in kit di montaggio, con una notevole riduzione di ingombro dell'imballo.
4. La possibilità di spostare i divisori garantisce estrema flessibilità.
5. È possibile l'aggiunta di accessori in filo d'acciaio cromato (porta detersivo, porta vaschette, porta carta)
6. Tutte le pattumiere sono dotate di un secchio con coperchio con filtro antiodore (rigenerabile con lavaggio fino a 50 volte).

Features:

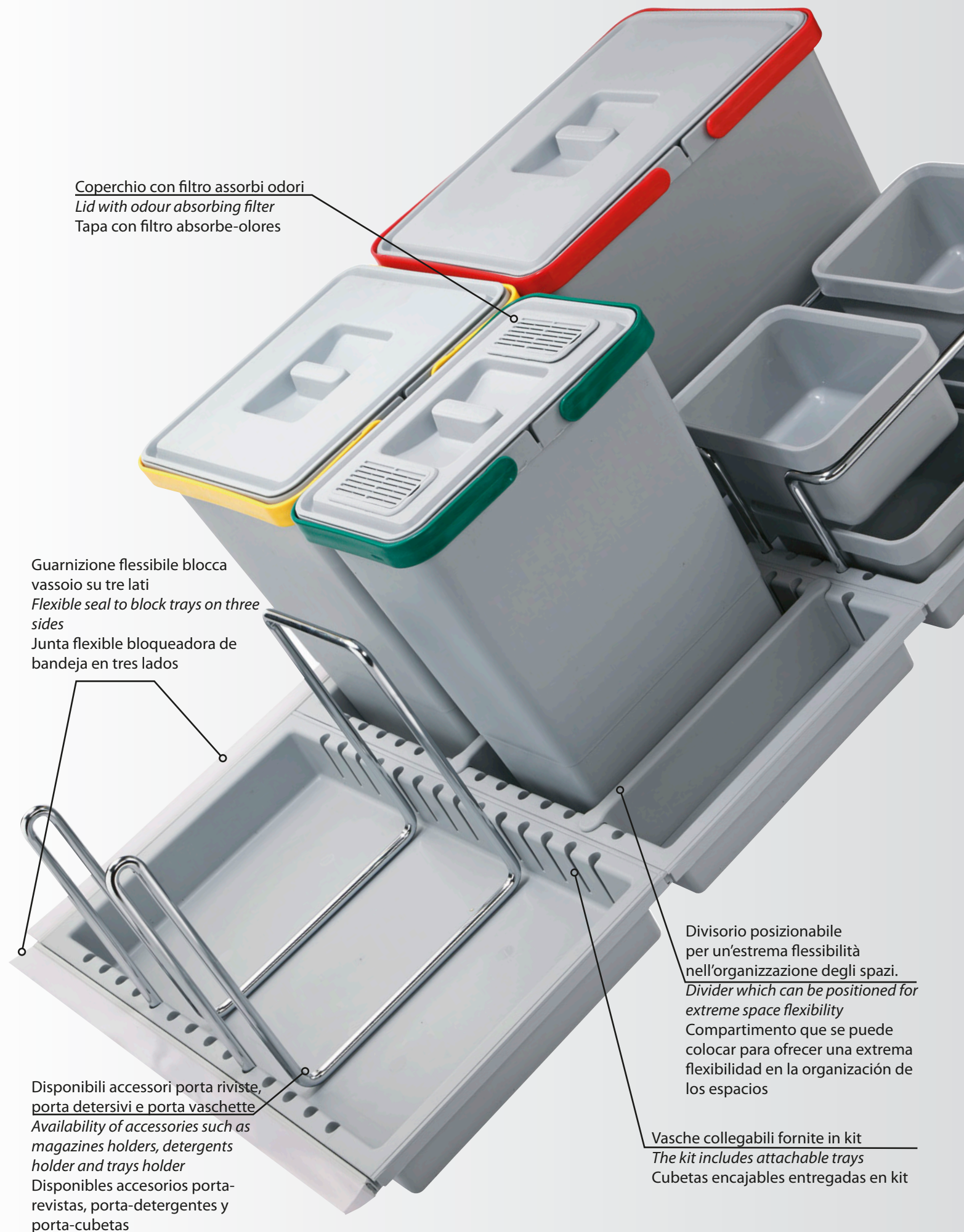
1. Available in 2 heights and 3 widths .
2. Supplied with a flexible seal to compensate for any differences in terms of size, fully blocking the tray.
3. The plastic model has a number of modular trays, supplied in kit form, with a significant reduction in the overall size of the packaging.
4. The dividers can be re-positioned to ensure flexibility.
5. Accessories in chromed steel wire can be added. (detergents holder, trays holder, paper holder).
6. All the bins have with a bucket with a lid which has an odour filter (which can be regenerated by washing for up to 50 times).

Características:

1. Disponible en 2 alturas y 3 anchos.
2. Se entrega con junta flexible para compensar las posibles diferencias de medida bloqueando perfectamente la bandeja.
3. El modelo de plástico cuenta con varias cubetas auxiliares, entregadas en kit de montaje, con una notable reducción de espacio en el embalaje.
4. La posibilidad de mover los compartimentos garantiza una extrema flexibilidad.
5. Se pueden añadir accesorios de alambre de acero cromado (porta-detergente, porta-cubetas, porta-papel).
6. Todos los cubos de basura llevan un cubo con tapa y filtro antiolor (regenerable con lavado hasta 50 veces).



Metropolis




Coperchio con filtro assorbi odori
Lid with odour absorbing filter
Tapa con filtro absorbe-olores

Guarnizione flessibile blocca vassoio su tre lati
Flexible seal to block trays on three sides
Junta flexible bloqueadora de bandeja en tres lados

Divisorio posizionabile per un'estrema flessibilità nell'organizzazione degli spazi.
Divider which can be positioned for extreme space flexibility
Compartimento que se puede colocar para ofrecer una extrema flexibilidad en la organización de los espacios

Vasche collegabili fornite in kit
The kit includes attachable trays
Cubetas encajables entregadas en kit

Disponibili accessori porta riviste, porta detersivi e porta vaschette
Availability of accessories such as magazines holder, detergents holder and trays holder
Disponibles accesorios porta-revistas, porta-detergentes y porta-cubetas



Accessorio porta-riviste
Magazines holder accessory
Accesorio porta-revistas

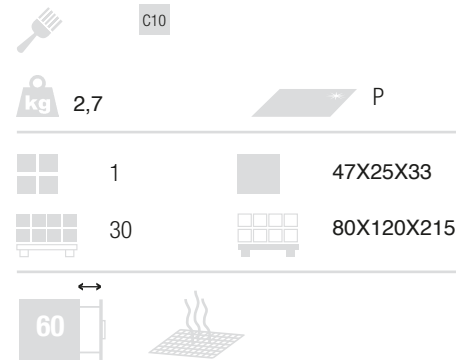
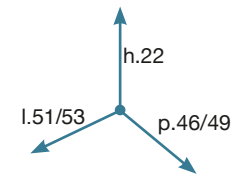


Accessorio porta-vaschette
Tray holder accessory
Accesorio porta-cubetas



Fornito in "kit compatto" salva-spazio
Supplied in a compact space-saving "kit"
Entregado en "kit compacto" para ahorrar espacio

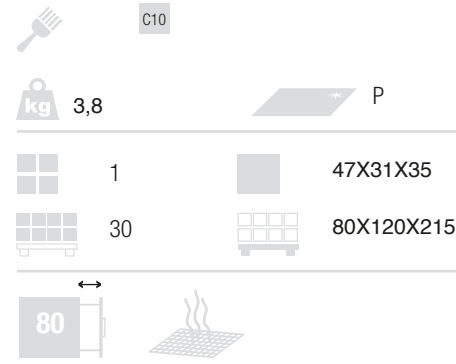
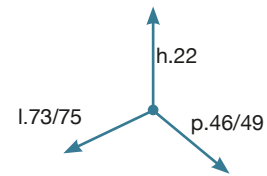
PTC22 06050 1F



12 12

Disponibile anche in versione prof. base 45 cm. PTC22 06045 1F - Also available in the version 45cm. PTC22 06045 1F version - Disponible también en versión prof. base 45cm. PTC22 06045 1F

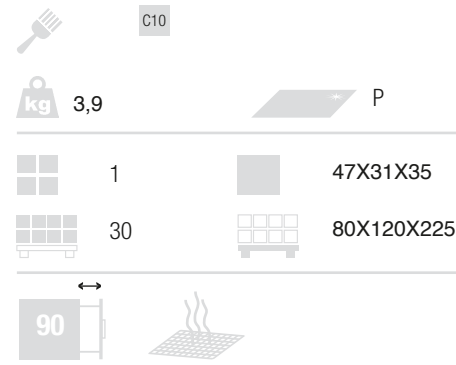
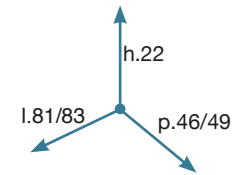
PTC22 08050 1F



12 12 12

Disponibile anche in versione prof. base 45 cm. PTC22 08045 1F - Also available in the version 45cm. PTC22 08045 1F version - Disponible también en versión prof. base 45cm. PTC22 08045 1F

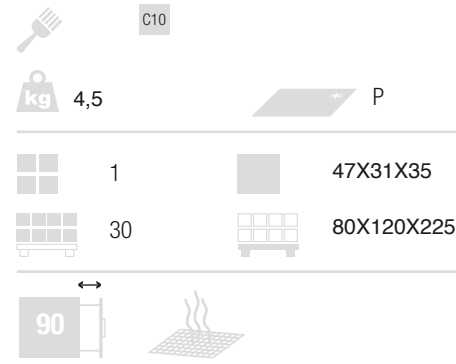
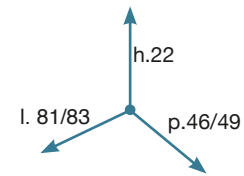
PTC22 09050 1F



12 12 12

Disponibile anche in versione prof. base 45 cm. PTC22 09045 1F - Also available in the version 45cm. PTC22 09045 1F version - Disponible también en versión prof. base 45cm. PTC22 09045 1F

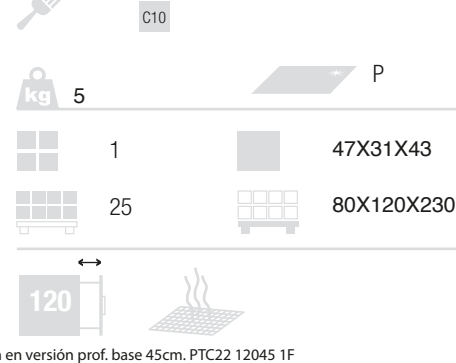
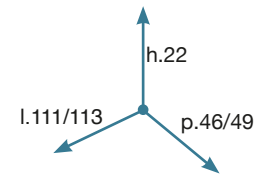
PTC22 09050 2F



12 12 12 12

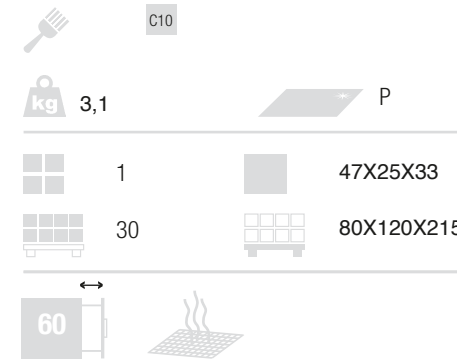
Disponibile anche in versione prof. base 45 cm. PTC22 08045 1F - Also available in the version 45cm. PTC22 08045 1F version - Disponible también en versión prof. base 45cm. PTC22 08045 1F

PTC22 12050 1F



12 12 12 12

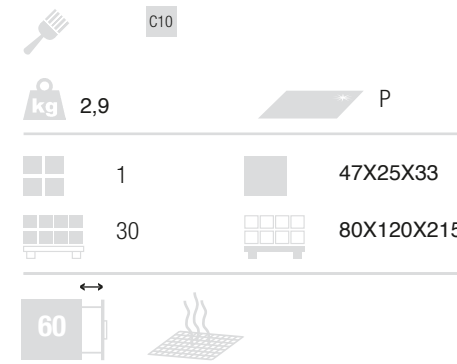
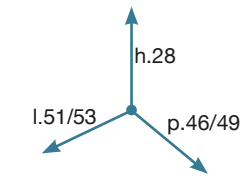
Disponibile anche in versione prof. base 45 cm. PTC22 12045 1F - Also available in the version 45cm. PTC22 12045 1F version - Disponible también en versión prof. base 45cm. PTC22 12045 1F



15 10 10 6

Disponibile anche in versione prof. base 45 cm. PTC28 06045 2F - Also available in the version 45cm. PTC28 06045 2F version - Disponible también en versión prof. base 45cm. PTC28 06045 2F

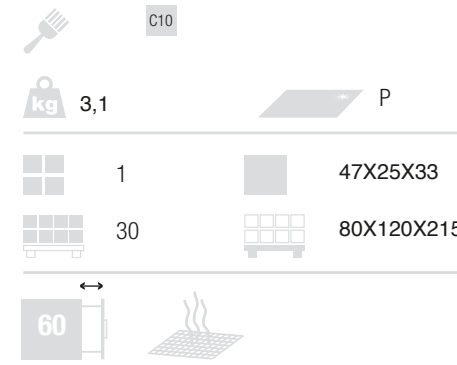
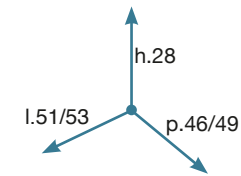
PTC28 06050 2F



15 15

Disponibile anche in versione prof. base 45 cm. PTC28 06045 3F - Also available in the version 45cm. PTC28 06045 3F version - Disponible también en versión prof. base 45cm. PTC28 06045 3F

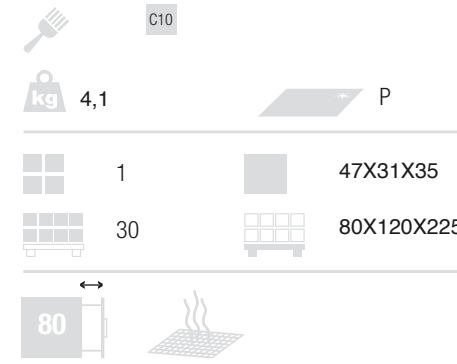
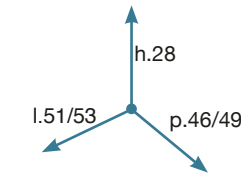
PTC28 06050 3F



15 6 6

Disponibile anche in versione prof. base 45 cm. PTC28 06045 4F - Also available in the version 45cm. PTC28 06045 4F version - Disponible también en versión prof. base 45cm. PTC28 06045 4F

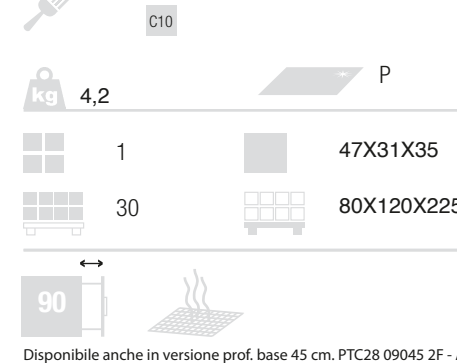
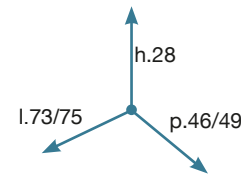
PTC28 06050 4F



15 15 15

Disponibile anche in versione prof. base 45 cm. PTC28 08045 1F - Also available in the version 45cm. PTC28 08045 1F version - Disponible también en versión prof. base 45cm. PTC28 08045 1F

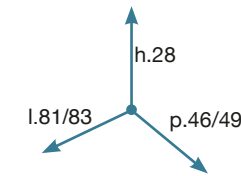
PTC28 08050 1F



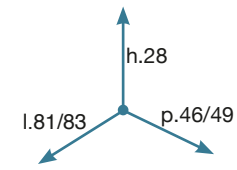
15 10 10 6

Disponibile anche in versione prof. base 45 cm. PTC28 09045 2F - Also available in the version 45cm. PTC28 09045 2F version - Disponible también en versión prof. base 45cm. PTC28 09045 2F

PTC28 09050 2F



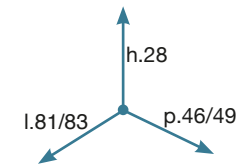
PTC28 09050 3F



15 10 6

	C10		
	kg 1,7		P
	1		47X31X35
	30		80X120X225
	90		

PTC28 09050 5F

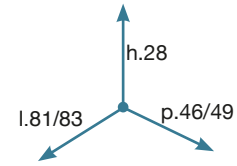


15 15 15

	C10		
	kg 4,2		P
	1		47X31X35
	30		80X120X225
	90		

Disponibile anche in versione prof. base 45 cm. PTC28 09045 5F - Also available in the version 45cm. PTC28 09045 5F version - Disponible también en versión prof. base 45cm. PTC28 09045 5F

PTC28 09050 7F

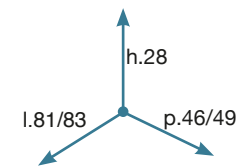


15 15 6 6

	C10		
	kg 4,3		P
	1		47X31X35
	30		80X120X225
	90		

Disponibile anche in versione prof. base 45 cm. PTC28 09045 7F - Also available in the version 45cm. PTC28 09045 7F version - Disponible también en versión prof. base 45cm. PTC28 09045 7F

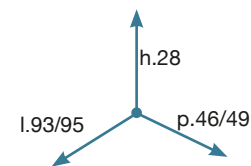
PTC28 09050 9F



15 15 15 15

	C10		
	kg 5		P
	1		47X31X35
	30		80X120X225
	90		

PTC28 10050 1F



15 15 15 15

	C10		
	kg 5,1		P
	1		47X31X43
	25		80X120X230
	100		

Disponibile anche in versione prof. base 45 cm. PTC28 10045 1F - Also available in the version 45cm. PTC28 10045 1F version - Disponible también en versión prof. base 45cm. PTC28 10045 1F

	C10		
	kg 4,7		P

	1		47X31X43
	25		80X120X230

	120		
--	-----	--	--

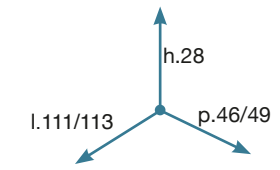
Disponibile anche in versione prof. base 45 cm. PTC28 12045 1F - Also available in the version 45cm. PTC28 12045 1F version - Disponible también en versión prof. base 45cm. PTC28 12045 1F

	C10		
	kg 5,4		P

	1		47X31X43
	25		80X120X230

	120		
--	-----	--	--

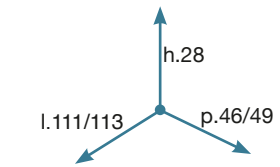
Disponibile anche in versione prof. base 45 cm. PTC28 12045 4F - Also available in the version 45cm. PTC28 12045 4F version - Disponible también en versión prof. base 45cm. PTC28 12045 4F



15 10 10 6



PTC28 12050 1F



15 15 15 15



PTC28 12050 4F



PTC KIT PC
Porta riviste
Newspapers kit
Puerta periódicos



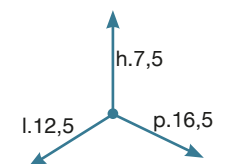
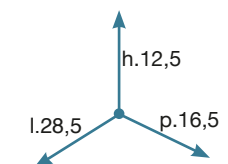
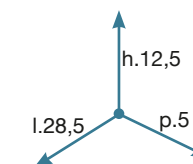
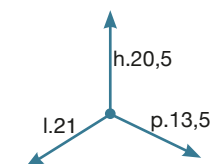
PTC KIT PD
Porta detersivi
Detergents kit
Puerta detergentes



PTC KIT PV
Set vaschette
Tray kit
Kit de bandejas



STA PTV 1712
Vaschetta
Tray
Tazón



Linea di pattumiere dedicate alla raccolta differenziata per i cassetti sottolavello. La sede di alloggiamento dei contenitori è caratterizzata da un profilo imbutito che oltre ad irrobustire la struttura la rende anche più gradevole. "come precedente"

Product line of waste separation for under-sink drawers. The accommodation seat of the containers is characterized by a deep-drawn profile which strengthens the structure and gives it a clean look.

Línea de cubos de basura específicos para recogida selectiva para los cajones bajo fregadero. El compartimiento donde se alojan los contenedores se caracteriza por un perfil embutido que, además de volver más sólida la estructura, la hace más agradable. Características:



Compo

Caratteristiche:

1. Struttura lamiera di acciaio zincato verniciato a polveri epossidiche realizzata in un monoblocco.
2. Alloggi dei contenitori realizzati con profilo imbutito
3. Disponibile nei colori bianco, grigio ed antracite
4. La versione per cassetti BLUM® si adatta sia ai modelli Tandembox che ai nuovi sistemi Legrabox
5. Tutte le pattumiere sono dotate di un secchio con coperchio con filtro divora odore (rigenerabile con lavaggio fino a 50 volte)
6. Disponibile per cassetti da 600, 900 e 1200 mm.
7. Altezze dei secchi 220 e 280 mm.
8. La serie è completata da contenitori per riporre detersivi e altro.
9. Disponibile nel colore grigio o bianco.
10. Facile da pulire.

Features:


1. Structure of galvanized sheet steel and epoxy powder painted made into a single block.
2. Location for bins finished with a deep-drawn profile
3. Available in white, gray and anthracite
4. The version for BLUM® drawers suits both Tandembox models and new Legrabox systems
5. All bins are equipped with one bin with lid and 1 anti odour filter (regenerable by washing up to 50 times)
6. Available for 600, 900 and 1200 mm drawers.
7. Heights of the bins are 220 and 280 mm.
8. The series includes containers for detergents, and other objects.
9. Available in grey or white.
10. Easy to clean.

Características:

1. Estructura de chapa de acero cincado pintada con polvo epoxi fabricada en una sola pieza.
2. Alojamiento de los contenedores fabricados con perfil embutido.
3. Disponible en colores blanco, gris y antracita.
4. La versión para cajones BLUM® se adapta tanto a los modelos Tandembox como a los nuevos sistemas Legrabox.
5. Todos los cubos de basura cuentan con un recipiente con tapa con filtro antiolor (lavándolo puede reutilizarse hasta 50 veces).
6. Disponible para cajones de 600, 900 y 1200mm.
7. Alturas de los cubos 220 y 280mm.
8. La serie se completa con contenedores para colocar detergents y otras cosas.
9. Disponible en color gris o blanco.
10. Fácil de limpiar.



Compo



Coperchio con filtro assorbi odori
Lid with odour absorbing filter
Tapa con filtro absorbe-olores


Contenitori per detersivi e oggetti
Containers for detergents and objects
Contenedores para detergentes y objetos

Disponibile in due altezze
220 mm. e 280 mm.
Available in two heights
220mm and 280 mm.
Disponibile en dos alturas
220mm. y 280mm.

Disponibile per cassetti da 600,
900 e 1200 mm.
Available for 600, 900 and 1200
mm drawers.
Disponibile para cajones de 600,
900 y 1200mm.

Alloggi contenitori con bordi arrotondati
Container holders with rounded edges
Espacio para contenedores con
bordes redondeados

Monoblocco in acciaio verniciato a polvere
Single piece made of powder painted steel
Monobloque de acero barnizado a polvo.



Alloggi contenitori con bordi arrotondati
Container holders with rounded edges
Espacio para contenedores con
bordes redondeados



La versione per cassetti BLUM® si adatta sia ai modelli Tandembox che ai nuovi sistemi Legrabox
The version for BLUM® drawers suits both Tandembox models to new Legrabox systems
La versión para cajones BLUM® se adapta tanto a los modelos Tandembox como a los nuevos sistemas Legrabox.

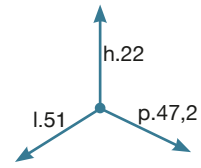


Finitura antracite
Anthracite finish
Color antracita



Finitura bianco
White finish
Color blanco

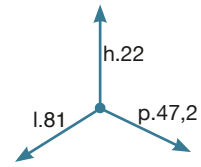
PBA22 06050A



C01 C09 C10
 kg 3,5 Av
 1 25X49X53
 24 80X120X225
 60

12 12

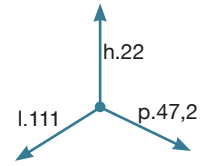
PBA22 09050A



C01 C09 C10
 kg 5 Av
 1 25X49X83
 22 85X120X200
 90

12 12 12

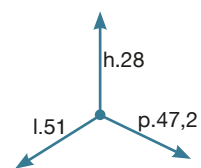
PBA22 12050A



C01 C09 C10
 kg 6,5 Av
 1 25X49X113
 22 85X120X200
 120

12 12 12 12

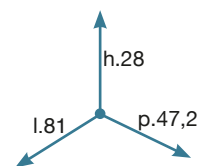
PBA28 06050A



C01 C09 C10
 kg A 1,8 B 1,2 Av
 1+1 A+B A 7X49X53 B 40X33X24
 24 80X120X210
 60

15 6

PBA28 09050A



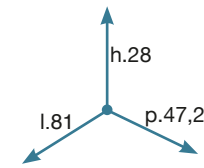
C01 C09 C10
 kg A 2 B 4 Av
 1+1 A+B A 7X48X83 B 47X46X32
 16 80X120X210
 90

15 10 6

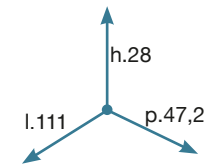
C01 C09 C10
 kg A 2 B 4,2 Av
 1+1 A+B A 7X48X83 B 47X46X32
 16 80X120X210
 90

15 10 10 6

PBA28 09050B



PBA28 12050A



15 15 10 6



Linea di pattumiere dedicate alla raccolta differenziata per i cassetti sottolavello. Il sistema è composto da un monoblocco in metallo verniciato a polveri epossidiche nei quali alloggiare i contenitori. La carenatura mostra soltanto i coperchi e rende così il prodotto più essenziale e minimale. La sede di alloggiamento dei contenitori è caratterizzata da un profilo imbutito che oltre ad irrobustire la struttura la rende anche più gradevole.

Product line of waste separation for under-sink drawers. The system is composed out of two single structures of galvanized steel and epoxy powder painted in which the bins are housed. The housing only shows the top of the bin and makes it the most essential and minimalist product. The seat of location of the bins is characterized by a deep-drawn profile which strengthens the structure and gives it a clean look.

Línea de cubos de basura específicos para recogida selectiva para los cajones bajo el fregadero. El sistema está compuesto por una única pieza de metal pintada con polvo epoxi en la cual se alojan los contenedores. El revestimiento muestra solo las tapas y así hace más esencial y minimalista el producto. El compartimiento donde se alojan los contenedores se caracteriza por un perfil embutido que, además de volver más sólida la estructura, la hace más agradable.



Compo Evo

Caratteristiche:

1. Struttura lamiera di acciaio zincato verniciato a polveri epossidiche realizzata in un monoblocco.
2. Alloggi dei contenitori realizzati con profilo imbutito
3. Contenitori in polipropilene completamente riciclabile con capacità complessiva fino a 48 litri.
4. Contenitori per detersivi o accessori vari per la pulizia.
5. Disponibile per basi larghe 600 mm, 900 mm e 1200 mm.
6. Tutte le pattumiere sono dotate di un secchio con coperchio con filtro divora odore (rigenerabile con lavaggio fino a 50 volte)
7. Semplicità di installazione.
8. Facile da pulire.

Features:

1. Structure of galvanized sheet steel and epoxy powder painted made into a single block.
2. Location for bins finished with a deep-drawn profile.
3. Containers in polypropylene recyclable with a total capacity till 48 liters.
4. Containers for detergents and various cleaning accessories.
5. Available for kitchen bases 600 mm, 900 mm and 1200 mm.
6. All systems are equipped with bins with lid and 1 anti odour filter (regenerable washing with up to 50 times)
7. Easy installation.
8. Easy to clean.


Características:

1. Estructura de chapa de acero cincado pintada con polvo epoxi fabricada en una sola pieza.
2. Alojamiento de los contenedores fabricados con perfil embutido.
3. Contenedores de polipropileno completamente reciclables con capacidad total de hasta 48 litros.
4. Contenedores para detergentes o accesorios varios para la limpieza.
5. Disponible para bases de 600 mm, 900 mm y 1200 mm de largo.
6. Todos los cubos de basura cuentan con un recipiente con tapa con filtro antiolor (lavándola puede reutilizarse hasta 50 veces).
7. Fácil de instalar.
8. Fácil de limpiar.



Alloggi contenitori con bordi arrotondati
 Container holders with rounded edges
 Espacio para contenedores con bordes redondeados

Coperchio con filtro assorbi odori.
 Lid with odour absorbing filter.
 Tapa con filtro absorbe-olores.

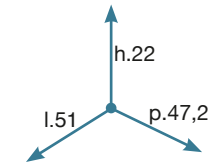


Monoblocco in acciaio vernicato a polvere.
 Single piece made out of powder painted steel.
 Monobloque de acero barnizado a polvo.

Contenitori per detersivi e oggetti.
 Containers for detergents and objects.
 Contenedores para detergentes y objetos

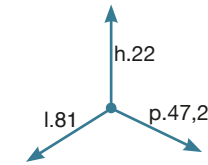
Disponibile in altezza 220mm.
 Available in height 220mm.
 Disponible en altura 220mm.

C10
 4,5 kg
 Av
 1
 24
 25X37X53
 80X120X225
 60



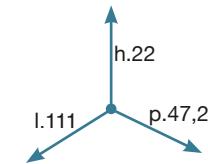
12 12

C10
 6 kg
 Av
 1
 22
 25X37X83
 85X120X200
 90




12 12 12

C10
 8 kg
 Av
 1
 22
 25X37X112
 85X120X200
 120



12 12 12 12



Disponibile come accessorio il coperchio basculante per chiusura automatica. PBH --
 Available as an accessory swinging cover for automatic closing. PBH --
 Disponible una tapa basculante de accesorio para el cierre automático. PBH --

PBH CB06050
PBH CB09050
PBH CB12050

PBE22 06050

PBE22 09050

PBE22 12050

Linea di pattumiere di Grande Capacità dedicate alla raccolta differenziata per i cassettoni sottovello concepite sulle necessità del mercato Sizzero. Il sistema è composto da un monoblocco in metallo verniciato a polveri epossidiche nei quali alloggiare i contenitori corredato da vani porta oggetti. Come optional è disponibile il coperchio in metallo che fissa sul fianco della base e che svolge anche la funzione di coperchio del contenitore grande oppure un comodo cassetto estraibile. La sede di alloggiamento dei contenitori è caratterizzata da un profilo imbutito che oltre ad irrobustire la struttura la rende anche più gradevole.

Product line of waste separation with a big capacity for under sink drawers created for the needs of the Swiss market. The system consists out of a structure of galvanized sheet steel and epoxy powder painted single block in which are located the bins and also equipped with a small storage compartment. As an option, there is a metal lid fixed on the side of the base which function is to cover the large container or also available as a full pull out hidden drawer. The seat of location of the bins is characterized by a deep-drawn profile which strengthen the structure and gives it a clean look.

Línea de cubos de basura de Gran Capacidad específicos para recogida selectiva para los cajones bajo fregadero concebidos en base a las necesidades del mercado suizo. El sistema está compuesto por una única pieza de metal pintada con polvo epoxi en la cual se alojan los contenedores, dotado de compartimientos portaobjetos. Como opcional está disponible la tapa de metal que se fija sobre el costado de la base y que cumple la función de tapa del contenedor grande o bien la de cómodo cajón extraíble. El compartimiento donde se alojan los contenedores se caracteriza por un perfil embutido que, además de volver más sólida la estructura, la hace más agradable.



Compo Swiss

Caratteristiche:

1. Struttura lamiera di acciaio zincato verniciato a polveri epossidiche realizzata in un monoblocco.
2. Alloggi dei contenitori realizzati con profilo imbutito
3. Contenitori in polipropilene completamente riciclabile con capacità complessiva fino a 48 litri.
4. Vani contenitori per detersivi o accessori vari per la pulizia.
5. Disponibile per basi larghe 550 mm e 600 mm; profonde 450mm.
6. La versione per cassette BLUM® si adatta sia ai modelli Tandembox che ai nuovi sistemi Legrabox.
7. Tutte le pattumiere sono dotate di un secchio con coperchio con filtro divora odore (rigenerabile con lavaggio fino a 50 volte).
8. Disponibili in optional il ripiano fisso o il cassetto estraibile.
9. Semplicità di installazione.
10. Facile da pulire.


Features:

1. Structure of galvanized sheet steel and epoxy powder painted made into a single block.
2. Location for bins finished with a deep-drawn profile.
3. Containers in polypropylene recyclable with a total capacity till 48 liters.
4. Trays for detergents and various cleaning accessories.
5. Available for kitchen base units 550 mm and 600 mm; 450mm deep.
6. The BLUM® version for suits both Tandembox and the Legrabox systems.
7. All systems are equipped with bins with lid and 1 anti odour filter (regenerable washing with up to 50 times).
8. Available as optional fixed shelf or full pull out drawer.
9. Easy installation.
10. Easy to clean.

Características:

1. Estructura de chapa de acero cincado pintada con polvo epoxi fabricada en una sola pieza.
2. Alojamiento de los contenedores fabricados con perfil embutido.
3. Contenedores de polipropileno completamente reciclables con capacidad total de hasta 48 litros.
4. Compartimientos contenedores para detergentes o accesorios varios de limpieza.
5. Disponible para bases de 550 mm y 600 mm de largo; de 450 mm de profundidad.
6. La versión para cajones BLUM® se adapta tanto a los modelos Tandembox como a los nuevos sistemas Legrabox.
7. Todos los cubos de basura cuentan con un recipiente con tapa con filtro antiolor (lavándola puede reutilizarse hasta 50 veces).
8. Disponibles como opcional el estante fijo y el cajón extraíble.
9. Fácil de instalar.
10. Fácil de limpiar.





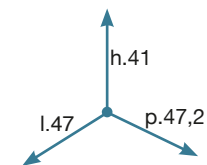
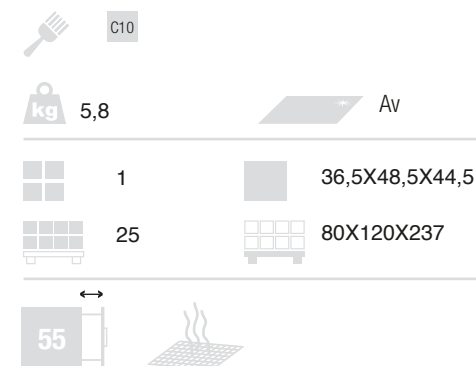
Disponibile in optional il cassetto estraibile.
Available as an optional a full pull out drawer
Disponibles como opcional el cajón extraíble

Coperchio con filtro assorbi odori.
Lid with odour absorbing filter.
Tapa con filtro absorbe-olores.

Contenitore da 29 lt.
Container 29 litres
Contenedor de 29 litros

Alloggi dei contenitori realizzati con profilo imbutito
The housing of the bins is made out of a deep-drawn profile
Alojan los contenedores obtenidos de un perfil embutido

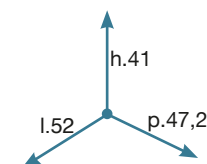
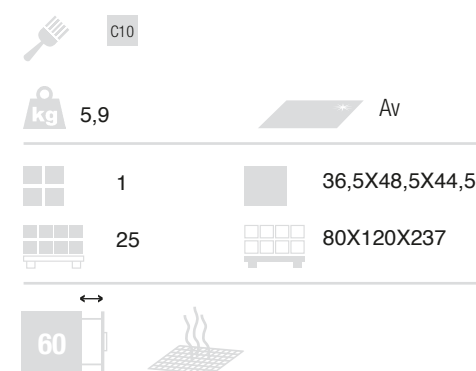
Struttura lamiera di acciaio zincato verniciato a polveri epossidiche realizzata in un monoblocco.
Structure of galvanized sheet steel and epoxy powder painted made into a single block.
Estructura de chapa de acero cincado pintada con polvo epoxi fabricada en una sola pieza.



29 12



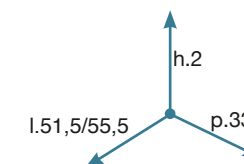
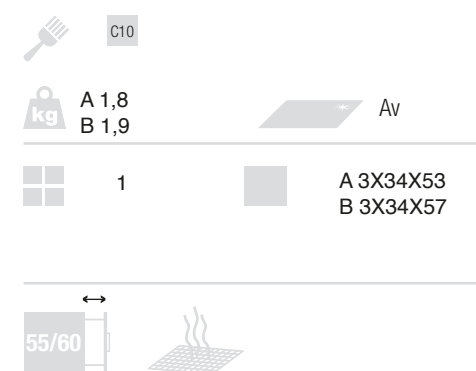
PBA40 05545A



29 18



PBA40 06045A

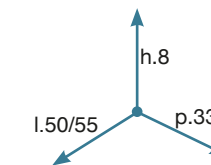
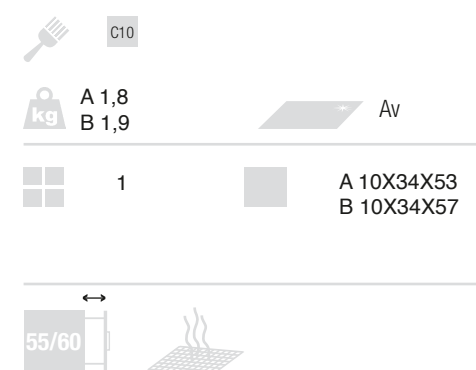


Ripiano fisso con sgancio agevolato per operazioni di pulizia
Fixed shelf with easy release for cleaning
estante fijo con el lanzamiento fácil para la limpieza

PBA 40 C55FV
PBA 40 C60FV



PBA40 C--FV



Ripiano estraibile predisposto per guide BLUM®
emovable shelf arranged for guides BLUM®
estante extraíble dispuesto para guías BLUM®

PBA 40 C55EV
PBA 40 C60EV




PBA40 C--EV

Ricercato sistema porta stoviglie da cassettone in Acciaio Inox AISI 304 composto da una vasca raccogli gocce in acciaio spazzolato elettrosaldato con all'interno una griglia porta piatti, una griglia porta coperchi in filo d'acciaio ed una bacinella forata di servizio (che può esser utilizzata anche per trasportare gli oggetti dal cassettone alla tavola). Linee minimali e materiali nobili per un prodotto top di gamma.

Sophisticated system of plates and dishes housings made out of stainless steel AISI 304 composed of a drip tray in welded brushed steel with on the inside a plate rack, a pan rack in chrome steel wire and a perforated glass tray (which can be used also to carry items from the drawers to the table). Minimal lines and noble materials for a product top of a range.

Refinado sistema porta vajilla de cajón de Acero Inoxidable AISI 304 compuesto por un recipiente recolector de gotas de acero bruñido electrosoldado con una rejilla porta platos en su interior, una rejilla porta tapas de hilo de acero y un cubeta perforada de servicio (que puede utilizarse también para transportar los objetos del cajón a la mesa). Líneas minimalistas y materiales nobles para un producto top de gama.



Wizard X

Caratteristiche:

1. Vasca raccogli gocce in acciaio spazzolato AISI 304 elettrosaldato.
2. Accessori porta piatti e porta coperchi in filo d'acciaio AISI 304
3. Bacinella forata di servizio con supporti in gomma.
4. Semplicità di installazione.
5. Facile da pulire.

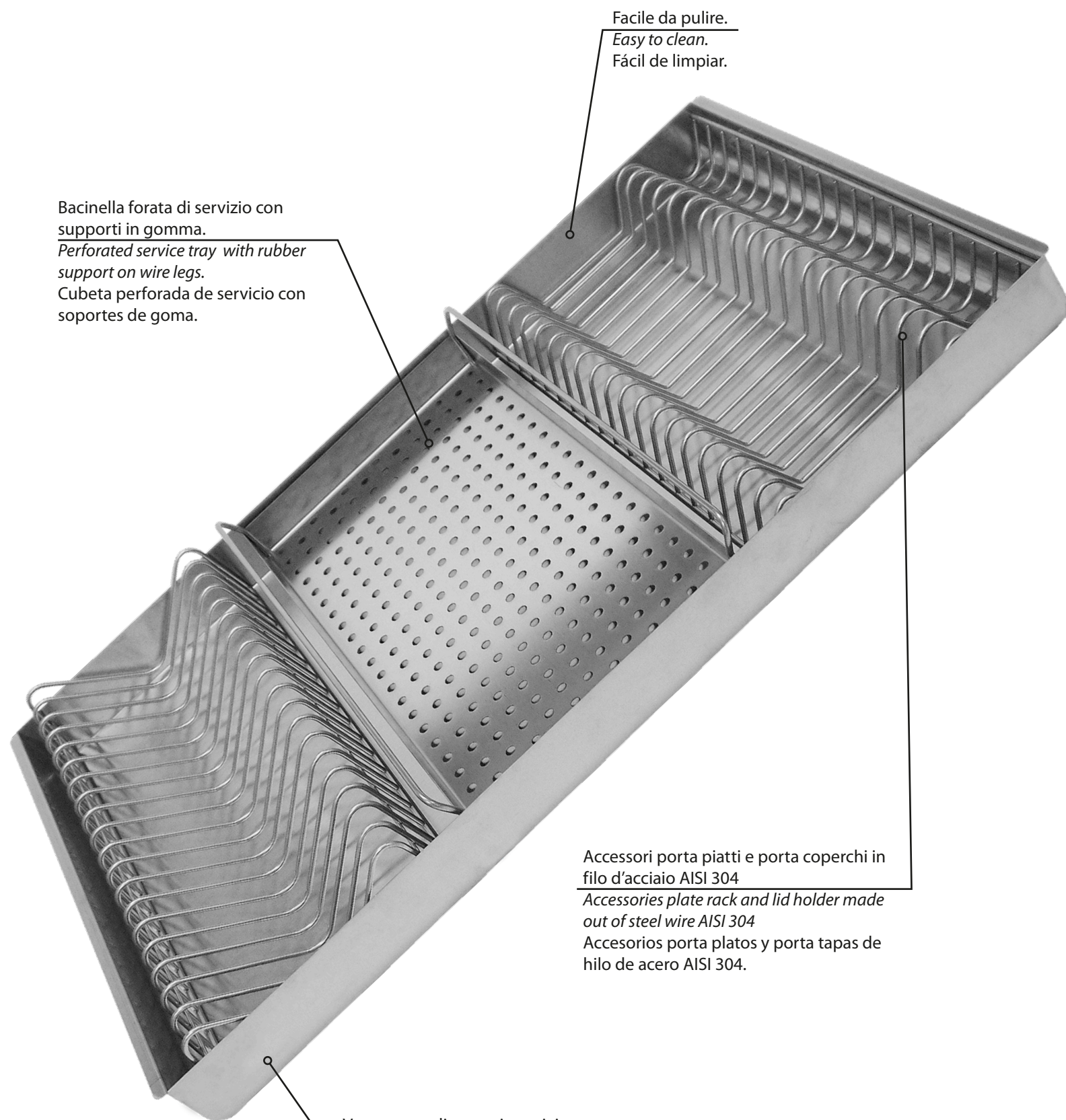
Features:

1. Drip tray welded and brushed stainless steel AISI 304.
2. Accessories plate rack and lid holder made out of steel wire AISI 304
3. Perforated service tray with rubber support on the wire legs.
4. Easy installation.
5. Easy to clean.

Características:

1. Recipiente recolector de gotas de acero bruñido AISI 304 electrosoldado.
2. Accesorios porta platos y porta tapas de hilo de acero AISI 304.
3. Cubeta perforada de servicio con soportes de goma.
4. Fácil de instalar.
5. Fácil de limpiar.






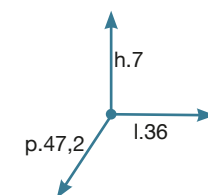
Bacinella forata di servizio con supporti in gomma.
Perforated service tray with rubber support on wire legs.
 Cubeta perforada de servicio con soportes de goma.

Facile da pulire.
Easy to clean.
 Fácil de limpiar.

Accessori porta piatti e porta coperchi in filo d'acciaio AISI 304
Accessories plate rack and lid holder made out of steel wire AISI 304
 Accesorios porta platos y porta tapas de hilo de acero AISI 304.

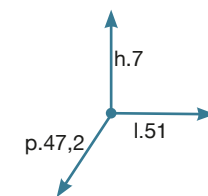
Vasca raccogli gocce in acciaio spazzolato AISI 304 elettrosaldato
Drip tray welded in brushed stainless steel AISI 304.
 Recipiente recolector de gotas de acero bruñido AISI 304 electrosoldado.

kg	3,5	Ax
	1	9X48X37
	96	80X120X210
	45	



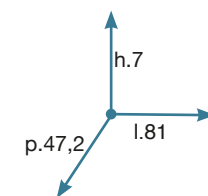
1500 X045

kg	4,5	Ax
	1	9X48X52
	64	80X120X210
	60	




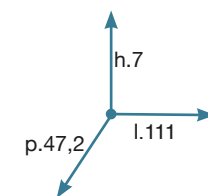
1500 X060

kg	6,5	Ax
	1	9X48X82
	32	80X120X210
	90	



1500 X090

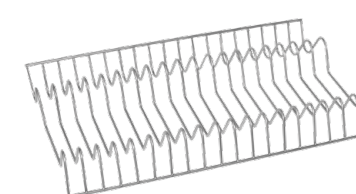
kg	8,5	Ax
	1	9X48X112
	32	80X120X210
	120	



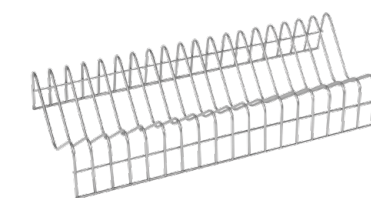
1500 X120



Bacinella forata di servizio.
Perforated service tray.
 Cubeta perforada de servicio.



Porta piatti / coperchi
Plate rack / lid holder
 Porta platos / porta tapas.

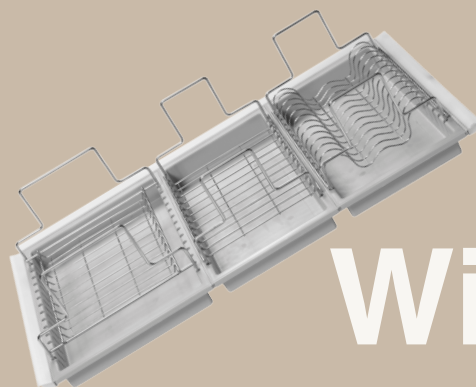


Porta piatti / coperchi
Plate rack / lid holder
 Porta platos / porta tapas.

Sistema porta stoviglie da cassetto composto da una vasche in plastica che assemblate insieme fungono da un ermetico raccogli gocce con all'interno una griglia porta piatti e griglie porta bicchieri in filo d'acciaio AISI 304. Tutte le griglie possono essere utilizzate per trasportare gli oggetti dal cassetto alla tavola.

System of plates and dishes housings consisting out of plastic trays that assembled together act as a hermetic drip container with inside a plate rack a glass rack in chrome steel wire in AISI 304. All the wire elements can be removed to transport the tableware from the drawers to the table.

Sistema porta vajilla de cajón compuesto por recipientes de plástico que, ensamblados juntos, cumplen la función de un hermético recolector de gotas con una rejilla porta platos en su interior y rejillas porta vasos de hilo de acero AISI 304. Se pueden usar todas las rejillas para transportar los objetos del cajón a la mesa.



Wizard P

Caratteristiche:

1. Vasche isolanti in polipropilene dotate di guarnizioni flessibili sul perimetro.
2. Accessori porta piatti e porta bicchieri in filo d'acciaio AISI 304.
3. Disponibile per basi larghe 600 mm, 900 mm e 1200 mm
4. Semplicità d'installazione.
5. Facile da pulire.

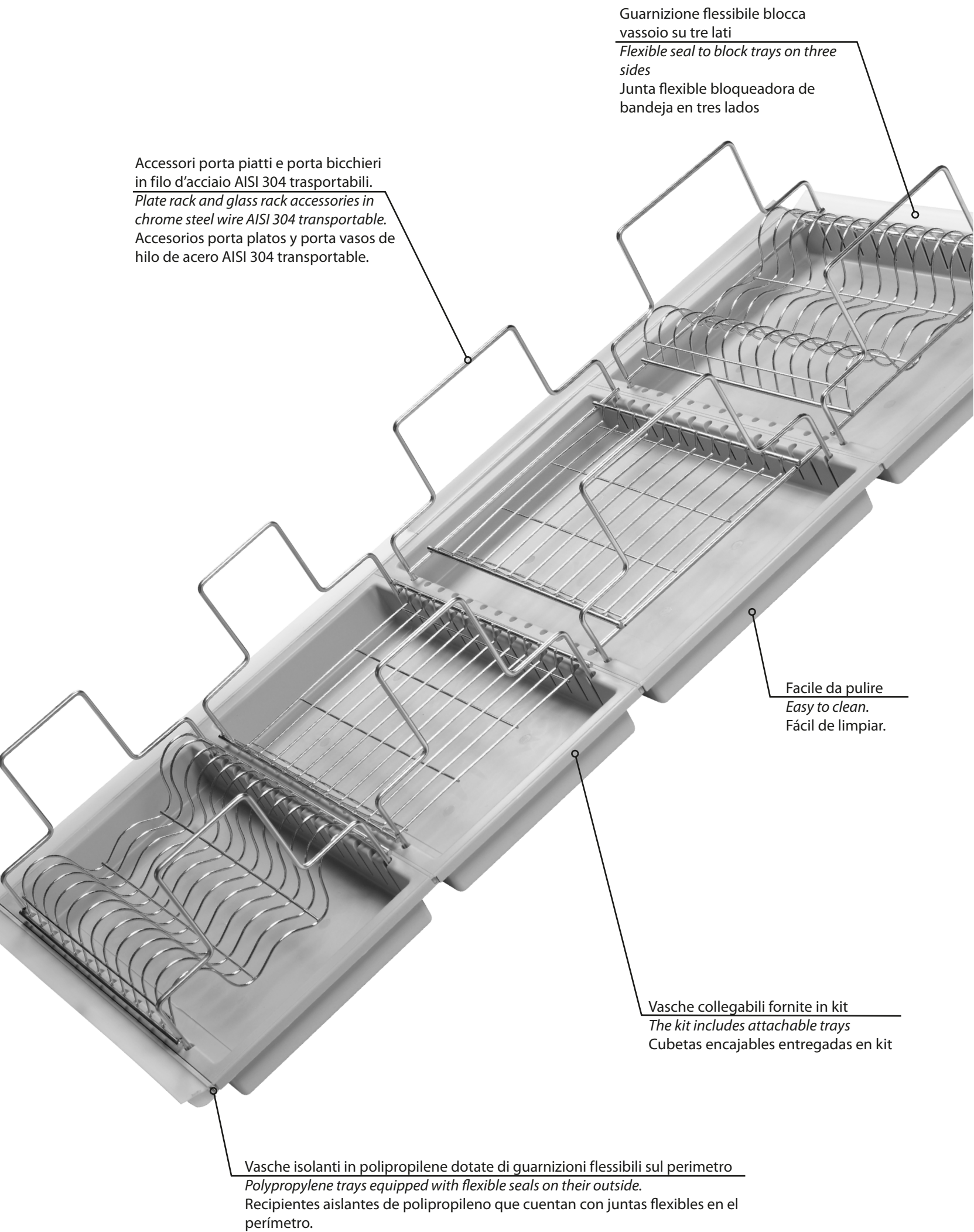
Features:

1. Polypropylene trays equipped with flexible seals on their outside.
2. Plate rack and glass rack accessories in chrome steel wire AISI 304.
3. Available for base units 600 mm, 900 mm and 1200 mm
4. Easy installation.
5. Easy to clean.

Características:

1. Recipientes aislantes de polipropileno que cuentan con juntas flexibles en el perímetro.
2. Accesorios porta platos y porta vasos de hilo de acero AISI 304.
3. Disponible para bases de 600 mm, 900 mm y 1.200 mm de largo.
4. Fácil de instalar.
5. Fácil de limpiar.





Guarnizione flessibile blocca
vassoio su tre lati
*Flexible seal to block trays on three
sides*
Junta flexible bloqueadora de
bandeja en tres lados


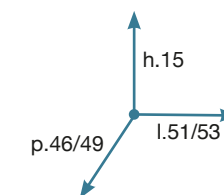
Accessori porta piatti e porta bicchieri
in filo d'acciaio AISI 304 trasportabili.
*Plate rack and glass rack accessories in
chrome steel wire AISI 304 transportable.*
Accesorios porta platos y porta vasos de
hilo de acero AISI 304 transportable.

Facile da pulire
Easy to clean.
Fácil de limpiar.

Vasche collegabili fornite in kit
The kit includes attachable trays
Cubetas encajables entregadas en kit


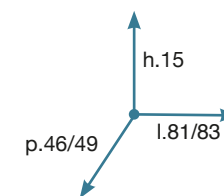
Vasche isolanti in polipropilene dotate di guarnizioni flessibili sul perimetro
Polypropylene trays equipped with flexible seals on their outside.
Recipientes aislantes de polipropileno que cuentan con juntas flexibles en el
perímetro.

kg	2,3	Ap
	1	33X47X25
	30	80X120X215
	45	



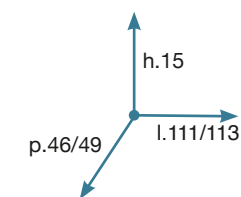
I500 P060

kg	3,1	Ap
	1	35X47X31
	30	80X120X225
	60	

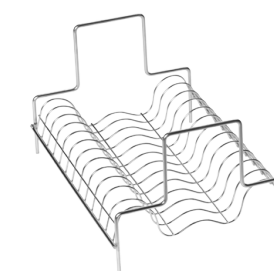


I500 P090

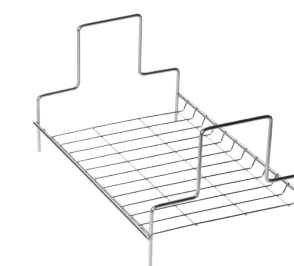
kg	4,1	Ap
	1	43X47X31
	25	80X120X230
	90	



I500 P120



Porta piatti
Plate rack
Porta platos




Porta bicchieri
glasses rack
porta vasos

Linea di porta posate da cassetto prodotta in faggio massello dal design semplice e minimale. I divisori realizzati in 3 altezze differenti conferiscono un aspetto ricercato e ne agevolano l'utilizzo. La serie è disponibile nelle finiture Faggio naturale, Faggio tinto nero e Faggio laccato bianco. Tutti i vani contenitori sono studiati per ottimizzare gli spazi e permettono l'inserimento degli optional in acciaio inox AISI 430 quali porta coltelli o porta spezie con vasetti in vetro temperato.

Line of cutlery trays produced in solid beech wood with a simple and minimal design. The dividers are made in 3 different heights which give it a sophisticated look and facilitate the use. This series is available in natural beech finish, stained black beech and white lacquered beech. All compartments are designed to maximize space and allow the insertion of the optional in stainless steel AISI 430 like knives block or glass (tempered) spice jars.

Línea de porta cubiertos de cajón fabricada de haya maciza con un diseño simple y minimalista. Los divisorios realizados en 3 alturas diferentes le otorgan un aspecto refinado y facilitan su uso. La serie está disponible en los acabados Haya natural, Haya teñida de negro y Haya laqueada de blanco. Todos los compartimientos contenedores han sido diseñados para optimizar los espacios y permiten introducir los opcionales de acero inoxidable AISI 430, como porta cuchillos o especieros con envases de vidrio templado.



Wood Line

Caratteristiche:

1. Realizzato in faggio massello completamente riciclabile.
2. Disponibile per cassetti di larghezza 450 mm, 600 mm, 900 mm e 1200 mm.
3. I divisori in faggio massello hanno uno spessore di 8 mm
4. Disponibile nelle finiture faggio naturale, faggio tinto nero o faggio laccato bianco
5. Le vernici utilizzate sono tutte eco sostenibile e certificate per alimenti.
6. Disponibile come optional gli accessori in acciaio inox AISI 430 quali porta coltelli o i vasetti porta spezie in vetro temperato.
7. Semplicità di installazione.
8. Facile da pulire.

Features:

1. Made of solid beech (recyclable).
2. Available for drawers with width of 450 mm, 600 mm, 900 mm and 1200 mm.
3. The dividers are of solid beech with a thickness of 8 mm
4. Available in natural beech, stained black beech or white lacquered beech
5. The paints used are environmentally sustainable and certified for food.
6. As optional available stainless steel AISI 430 accessories such as knife block or spice jars glass (tempered) tray.
7. Easy installation.
8. Easy to clean.

Características:

1. Realizado de haya maciza, completamente reciclable.
2. Disponible para cajones de 450 mm, 600 mm, 900 mm y 1.200 mm de largo.
3. Los divisorios de haya maciza tienen un espesor de 8 mm.
4. Disponible en los acabados haya natural, haya teñida de negro o haya laqueada de blanco.
5. Las pinturas utilizadas son todas ecosostenibles y certificadas para alimentos.
6. Están disponibles como optional los accesorios de acero inoxidable AISI 430, como porta cuchillos o especieros de vidrio templado.
7. Fácil de instalar.
8. Fácil de limpiar.




Wood Line



Faggio massello finitura naturale
Solid beech wood, natural finish
Haya maciza acabado natural




Faggio massello finitura tinto nero
Solid beech stained black finish
Haya maciza acabado teñida de negro



Faggio massello finitura bianco laccato
Solid beech wood white lacquered finish
Haya maciza acabado laqueada de blanco



Accessorio porta spezie in acciaio inox
AISI 430 con 4 vasetti in vetro temperato
*Accessory stainless steel AISI 430 spice tray
with jars made out of tempered glass*
Accesorio especiero de acero AISI 430 y
envases de vidrio templado



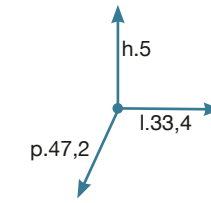
Accessorio porta coltelli in acciaio inox
AISI 430
*Accessory stainless steel AISI 430 knives
block*
Accesorio porta cuchillos de acero inoxi-
dable AISI 430

Faggio massello finitura naturale
Solid beech wood, natural finish
Haya maciza acabado natural

kg 1,3

1	6X48X34
180	80X120X220

45




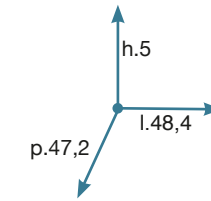
PLA N50045 BLT18

Faggio massello finitura naturale
Solid beech wood, natural finish
Haya maciza acabado natural

kg 2,3

1	6X48X49
120	80X120X215

60



PLA N50060 BLT18


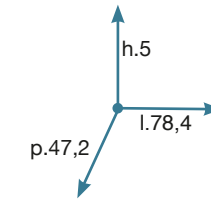
Predisposto per più accessori - Can contain accessories - Preparado para mas accesorios

Faggio massello finitura naturale
Solid beech wood, natural finish
Haya maciza acabado natural

kg 4,3

1	6X48X79
80	80X120X210

90



PLA N50090 BLT18


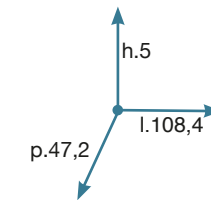
Predisposto per più accessori - Can contain accessories - Preparado para mas accesorios

Faggio massello finitura naturale
Solid beech wood, natural finish
Haya maciza acabado natural

kg 5,3

1	6X48X109
52	80X120X210

120




PLA N50120 BLT18

Predisposto per più accessori - Can contain accessories - Preparado para mas accesorios

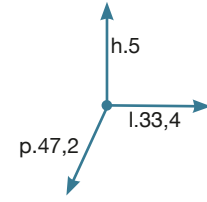


PLE PS
Porta spezie
Spice tray.
Especiero.




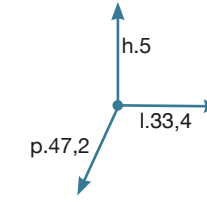
PLE PC
Porta coltelli
Knife block
Porta-cuchillos

PLA T50045 BLT18



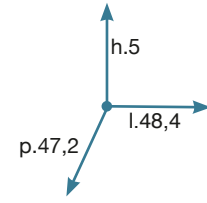

Faggio massello finitura tinto nero <i>Solid beech stained black finish</i> Haya maciza acabado teñida de negro			
	1,3		
	1		6X48X34
	180		80X120X220
45			

Faggio massello finitura bianco laccato <i>Solid beech wood white lacquered finish</i> Haya maciza acabado laqueada de blanco			
	1,3		
	1		6X48X34
	180		80X120X220
45			




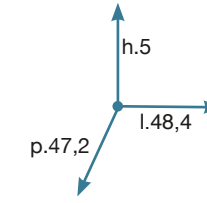
PLC M50045 BLT18

PLA T50060 BLT18



Faggio massello finitura tinto nero <i>Solid beech stained black finish</i> Haya maciza acabado teñida de negro			
	2,3		
	1		6X48X49
	120		80X120X215
60			

Faggio massello finitura bianco laccato <i>Solid beech wood white lacquered finish</i> Haya maciza acabado laqueada de blanco			
	2,3		
	1		6X48X49
	120		80X120X215
60			

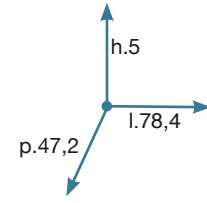



PLC M50060 BLT18

Predisposto per più accessori - Can contain accessories - Preparado para mas accesorios


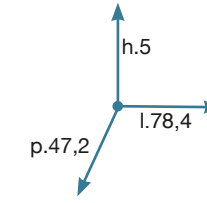
Predisposto per più accessori - Can contain accessories - Preparado para mas accesorios

PLA T50090 BLT18



Faggio massello finitura tinto nero <i>Solid beech stained black finish</i> Haya maciza acabado teñida de negro			
	4,3		
	1		6X48X79
	80		80X120X210
90			

Faggio massello finitura bianco laccato <i>Solid beech wood white lacquered finish</i> Haya maciza acabado laqueada de blanco			
	4,3		
	1		6X48X79
	80		80X120X210
90			

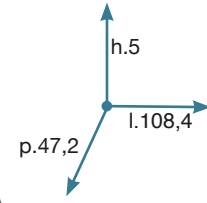



PLC M50090 BLT18

Predisposto per più accessori - Can contain accessories - Preparado para mas accesorios


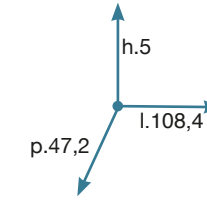
Predisposto per più accessori - Can contain accessories - Preparado para mas accesorios

PLA T50120 BLT18



Faggio massello finitura tinto nero <i>Solid beech stained black finish</i> Haya maciza acabado teñida de negro			
	5,3		
	1		6X48X109
	52		80X120X210
120			

Faggio massello finitura bianco laccato <i>Solid beech wood white lacquered finish</i> Haya maciza acabado laqueada de blanco			
	5,3		
	1		6X48X109
	52		80X120X210
120			



PLC M50120 BLT18


Predisposto per più accessori - Can contain accessories - Preparado para mas accesorios

Predisposto per più accessori - Can contain accessories - Preparado para mas accesorios



PLE PS

Porta spezie
Spice tray.
Especiero.




PLE PC

Porta coltelli
Knife block
Porta-cuchillos



PLE PS

Porta spezie
Spice tray.
Especiero.




PLE PC

Porta coltelli
Knife block
Porta-cuchillos

Linea di porta posate da cassetto prodotta in pannello di legno truciolare nobilitato dal design semplice e minimale. I divisori realizzati in 3 altezze differenti e protetti da un profilo in ABS cromato conferiscono un aspetto ricercato e ne agevolano l'utilizzo. La serie è disponibile nelle finiture Bianco venato, Olmo roccia e Cubanite. Tutti i vani contenitori sono studiati per ottimizzare gli spazi e permettono l'inserimento degli optional in acciaio inox AISI 430 quali porta coltelli o porta spezie con vasetti in vetro temperato.

Line of cutlery trays produced in melamine wooden veneered chipboard with a minimalistic design. The dividers made in 3 different heights and equipped with a ABS chrome profile confer an appearance and it facilitate the using. They are available in veined White, Olmo Rock and Cubanite finishings. All compartments are designed to maximize space and allows the insertion of the following optional in stainless steel AISI 430 like knives block or spice tray with glass (tempered) jars.

Línea de porta cubiertos de cajón fabricada en tablero de aglomerado plastificado con un diseño simple y minimalista. Los divisorios realizados en 3 alturas diferentes y protegidos por un perfil de ABS cromado le otorgan un aspecto refinado y facilitan su uso. La serie está disponible en los acabados Blanco vetado, Olmo roccia y Cubanite. Todos los compartimientos contenedores han sido diseñados para optimizar los espacios y permiten introducir los opcionales de acero inoxidable AISI 430, como porta cuchillos o especieros con envases de vidrio templado.



New Wood

Caratteristiche:

1. Realizzato pannello di legno truciolare nobilitato completamente riciclabile.
2. Disponibile per cassetti di larghezza 450 mm, 600 mm, 900 mm e 1200 mm.
3. I divisori hanno uno spessore di 8 mm e sono bordati con un profilo in ABS cromato.
4. Disponibile nelle finiture faggio naturale, faggio tinto nero o faggio laccato bianco
5. Disponibile come optional gli accessori in acciaio inox AISI 430 quali porta coltelli o i vasetti porta spezie in vetro temperato.
6. Semplicità di installazione.
7. Facile da pulire.

Features:

1. Made out melamine wooden veneered chipboard completely recyclable.
2. Available for drawers with width of 450 mm, 600 mm, 900 mm and 1200 mm.
3. The dividers have a thickness of 8 mm and are edged with a profile of ABS chrome finished.
4. Available in natural beech, stained black beech or white lacquered beech
5. As optional available stainless steel AISI 430 accessories such as knife block or spice tray with glass (tempered) jars.
6. Ease of installation.
7. Easy to clean.

Características:

1. Realizado en tablero de aglomerado plastificado, completamente reciclable.
2. Disponible para cajones de 450 mm, 600 mm, 900 mm y 1.200 mm de largo.
3. Los divisorios tienen un espesor de 8 mm y cuentan con un borde de perfil de ABS cromado.
4. Disponible en los acabados haya natural, haya teñida de negro o haya laqueada de blanco.
5. Están disponibles como opcional los accesorios de acero inoxidable AISI 430, como porta cuchillos o especieros de vidrio templado.
6. Fácil de instalar.
7. Fácil de limpiar.



New Wood



Finitura bianco venato
Finishing veined White
Acabado Blanco veteadado




Finitura cubanite
Finishing Cubanite
Acabado Cubanite



Finitura olmo roccia
Finishing Elm Rock
Acabado Olmo Rocchia



Accessorio porta spezie in acciaio inox
AISI 430 con 4 vasetti in vetro temperato
Accessory stainless steel AISI 430 spice tray
with jars made out of tempered glass
Accesorio especiero de acero AISI 430 y
envases de vidrio templado



Accessorio porta coltelli in acciaio inox
AISI 430
Accessory stainless steel AISI 430 knives
block
Accesorio porta cuchillos de acero inoxi-
dable AISI 430

Finitura bianco venato
Finishing veined White
Acabado Blanco veteadado

kg 1,8

1	6X48X34
180	80X120X220

45

PLE BV 50045 BLT18

Finitura bianco venato
Finishing veined White
Acabado Blanco veteadado

kg 2,7

1	6X48X49
120	80X120X215

60

PLE BV 50060 BLT18

Predisposto per più accessori - Can contain accessories - Preparado para mas accesorios

Finitura bianco venato
Finishing veined White
Acabado Blanco veteadado

kg 4,7

1	6X48X79
80	80X120X210

90

PLE BV 50090 BLT18

Predisposto per più accessori - Can contain accessories - Preparado para mas accesorios

Finitura bianco venato
Finishing veined White
Acabado Blanco veteadado

kg 6

1	6X48X109
52	80X120X210


120

PLE BV 50120 BLT18

Predisposto per più accessori - Can contain accessories - Preparado para mas accesorios

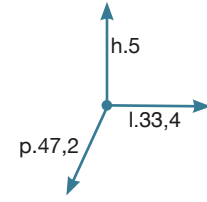



PLE PS
Porta spezie
Spice tray.
Especiero.



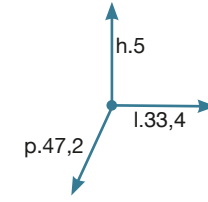
PLE PC
Porta coltelli
Knife block
Porta-cuchillos

PLE CU 50045 BLT18



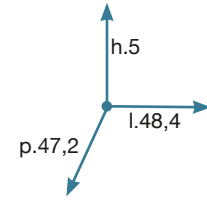

Finitura cubanite Finishing Cubanite Acabado Cubanite	
kg 1,8	
1	6X48X34
180	80X120X220
45	

PLE OR 50045 BLT18



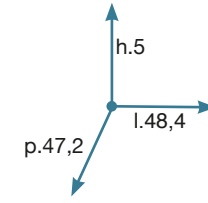

Finitura olmo roccia Finishing Elm Rock Acabado Olmo Roccia	
kg 1,8	
1	6X48X34
180	80X120X220
45	

PLE CU 50060 BLT18



Finitura cubanite Finishing Cubanite Acabado Cubanite	
kg 2,7	
1	6X48X49
120	80X120X215
60	

PLE OR 50060 BLT18

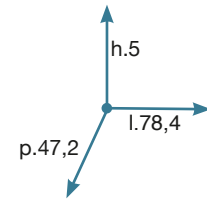



Finitura olmo roccia Finishing Elm Rock Acabado Olmo Roccia	
kg 2,7	
1	6X48X49
120	80X120X215
60	

Predisposto per più accessori - Can contain accessories - Preparado para mas accesorios

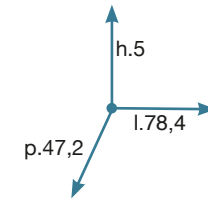

Predisposto per più accessori - Can contain accessories - Preparado para mas accesorios

PLE CU 50090 BLT18



Finitura cubanite Finishing Cubanite Acabado Cubanite	
kg 4,7	
1	6X48X79
80	80X120X210
90	

PLE OR 50090 BLT18

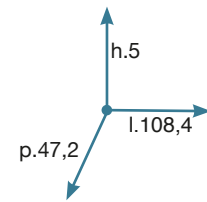



Finitura olmo roccia Finishing Elm Rock Acabado Olmo Roccia	
kg 4,7	
1	6X48X79
80	80X120X210
90	

Predisposto per più accessori - Can contain accessories - Preparado para mas accesorios

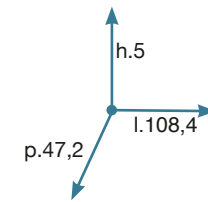

Predisposto per più accessori - Can contain accessories - Preparado para mas accesorios

PLE CU 50120 BLT18



Finitura cubanite Finishing Cubanite Acabado Cubanite	
kg 6	
1	6X48X109
52	80X120X210
120	

PLE OR 50120 BLT18



Finitura olmo roccia Finishing Elm Rock Acabado Olmo Roccia	
kg 6	
1	6X48X109
52	80X120X210
120	


Predisposto per più accessori - Can contain accessories - Preparado para mas accesorios

Predisposto per più accessori - Can contain accessories - Preparado para mas accesorios



PLE PS

Porta spezie
Spice tray.
Especiero.



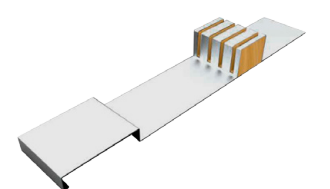
PLE PC

Porta coltelli
Knife block
Porta-cuchillos



PLE PS

Porta spezie
Spice tray.
Especiero.



PLE PC

Porta coltelli
Knife block
Porta-cuchillos

Portaposate in acciaio inox satinato (AISI 430) dal design elegante e curato.

Il fondo in acciaio satinato agevola la pulizia, i divisori in plastica sono rimovibili e permettono di personalizzare gli spazi.

Flexo si adatta ad ogni cassetto grazie alle sponde laterali mobili.

Nato dalla collaborazione con i designers "Lineaguida"

Cutlery tray made of stainless steel (AISI 430) with an elegant and elaborated design.

The satin stainless steel base makes it easy to clean. The plastic dividers are removable and allow you to customise the space.

Flexo fits in all drawers thanks to its movable sides.

Developed in collaboration with the "Lineaguida" designers

Bandejas para cubiertos de acero inoxidable satinado (AISI 430) de diseño elegante y cuidado.

El fondo de acero satinado agiliza la limpieza, los compartimentos de plástico se pueden quitar y permiten personalizar los espacios.

Flexo se adapta a todos los cajones gracias a los lados laterales móviles.

Nacido de la colaboración con los diseñadores "Lineaguida"



Flexo

Caratteristiche:

1. Prodotto in acciaio inox e plastica completamente riciclabile.
2. Disponibile per cassetti da 400 mm. a 1200 mm.
3. Fissaggio senza bisogno di forature
4. I divisori in plastica, disponibili in vari colori, si possono spostare adattandosi alle diverse esigenze di spazio.
5. Facile da pulire.


Features:

1. Stainless steel and recyclable plastic product.
2. Availability of 400 mm. to 1200 mm drawers.
3. Can be assembled without the need of fixing materials.
4. The plastic dividers, which are available in various colours, can be moved to adapt to different space requirements.
5. Easy to clean.

Características:

1. Producto de acero inoxidable y plástico completamente reciclable.
2. Disponible para cajones de 400 mm. a 1.200 mm.
3. Fijación sin necesidad de perforar
4. Los compartimentos de plástico, disponibles en varios colores, se pueden cambiar adaptándose a las diferentes exigencias de espacio.
5. Fácil de limpiar.





Sistema a molle laterali
Lateral springs system
Sistema de muelles laterales

Spazi progettati per porta coltelli e porta mestoli.
Spaces designed for a knives holder and a ladles holder.
Espacios diseñados para porta-cuchillos y porta-cucharas.

Divisori in plastica mobili
Movable plastic dividers
Separadores de plástico móviles

Flexo



Sistema a molle laterali permette il fissaggio all'interno del cassetto.
Lateral springs system which allows adaptation inside drawers.
Sistema de muelles laterales que le permite adaptarse dentro del cajón.

I divisori in plastica, disponibili in vari colori, si possono spostare adattandosi alle diverse esigenze di spazio.
The plastic dividers, which are available in various colours, can be moved to adapt to different space requirements.
Los compartimentos de plástico, disponibles en varios colores, se pueden cambiar adaptándose a las diferentes exigencias de espacio.

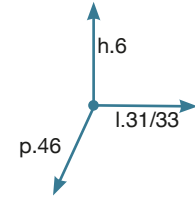

Spazi progettati per porta coltelli e porta mestoli.
Spaces designed for a knives holder and a ladles holder.
Espacios diseñados para porta-cuchillos y porta-cucharas.



Finitura grigio orione
Orion gray finish
Orion gris acabado


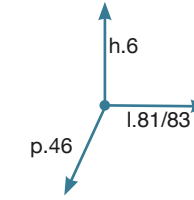


R240/S



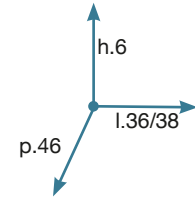
	C01 C10 C11		
	1,95		AxS+P
	1		38X6,5X48
	128		80X120X215
	40		

	C01 C10 C11		
	3,4		AxS+P
	1		83X6,5X48
	54		80X120X215
	90		




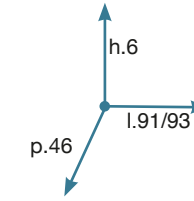
R290/S

R245/S



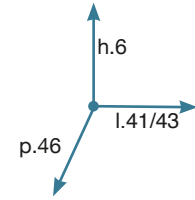

	C01 C10 C11		
	2		AxS+P
	1		38X6,5X48
	128		80X120X215
	45		

	C01 C10 C11		
	3,6		AxS+P
	1		113X6,5X48
	32		80X120X215
	100		




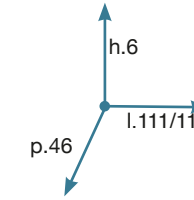
R300/S

R250/S



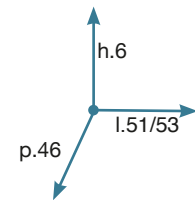

	C01 C10 C11		
	2,05		AxS+P
	1		53X6,5X48
	100		80X120X215
	50		

	C01 C10 C11		
	4,5		AxS+P
	1		113X6,5X48
	32		80X120X215
	120		



R320/S

R260/S



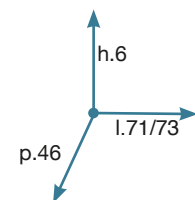

	C01 C10 C11		
	2		AxS+P
	1		53X6,5X48
	100		80X120X215
	60		

	C01 C10 C11		
			AxS
	1		
	40/45/50/60/80/90/100/120		



R5--/S

R280/S



	C01 C10 C11		
	3,1		AxS+P
	1		83X6,5X48
	54		80X120X215
	80		

Vaschetta di prolunga per cassetti di profondità 600 mm.
 Extension tray for 600mm deep drawers.
 Recipiente de prolongación para cajones de 600 mm de profundidad.

Portaposate in acciaio inox satinato (AISI 430) dal design elegante e curato. Il fondo in acciaio satinato agevola la pulizia, i divisori in plastica sono rimovibili e permettono di personalizzare gli spazi. Progettato per essere inserito all'interno della base, sotto il top, è predisposto per le guide BLUM® (guide escluse).

Cutlery holder in brushed stainless steel (AISI 430) with an elegant and elaborated design. The brushed steel base makes it easy to clean. The plastic dividers are removable to allow you to customise the space. Designed to be inserted inside the base, under the top, BLUM® runners can be used (runners excluded).

Bandejas para cubiertos de acero inoxidable satinado (AISI 430) de diseño elegante y cuidado. El fondo de acero satinado agiliza la limpieza, los compartimentos de plástico se pueden quitar y permiten personalizar los espacios. Diseñado para ser insertado dentro de la base, debajo del top, y preparado para las guías BLUM® (guías aparte).



Flexo U-Top

Caratteristiche:


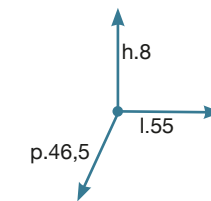
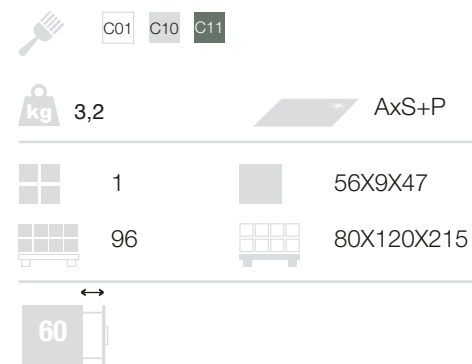
1. Prodotto in acciaio inox e plastica completamente riciclabile.
2. Disponibile per basi da 600, 900 e 1200 mm.
3. I divisori in plastica, si possono spostare adattandosi alle diverse esigenze di spazio.
4. Montaggio facile e veloce grazie alla predisposizione dell'intelaiatura che si fissa direttamente alla guida (esclusa) del mobile.
5. Facile da pulire.

Features:

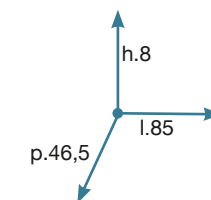
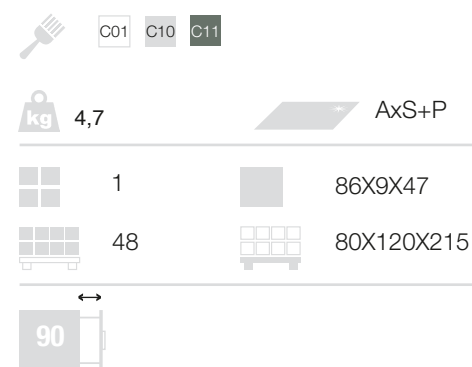
1. Made out of stainless steel and plastic components which are completely recyclable.
2. Available with 600 mm, 900 mm and 1200mm bases.
3. The plastic dividers can be moved around to adapt to various space requirements.
4. Quick and easy assembly thanks to the frame that is attached directly to the cabinet's runner (not included).
5. Easy to clean.

Características:


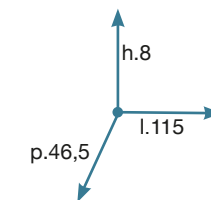
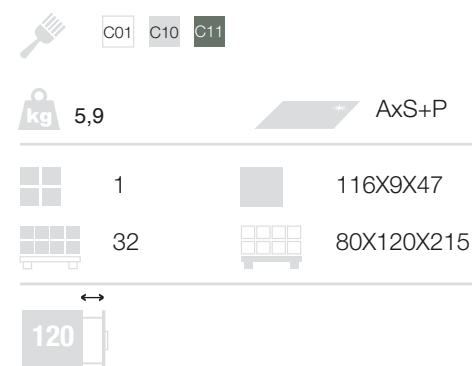
1. Producto de acero inoxidable y plástico completamente reciclable.
2. Disponible para bases de 600, 900 y 1200mm.
3. Los compartimentos de plástico se pueden mover adaptándose a las diferentes exigencias de espacio.
4. Montaje fácil y rápido gracias a la predisposición del marco que se fija directamente en la guía (no incluida) del mueble.
5. Fácil de limpiar.



R360/S



R390/S



R420/S



Linea di portaposate in polipropilene con linee morbide e design moderno.

Studiato per razionalizzare al massimo gli spazi all'interno del cassetto e aumentarne la funzionalità. Nato dalla collaborazione con i designer "Lineaguida".

Cutlery tray product line made of polypropylene with a soft shapes and a modern design.

Designed for maximum rationalisation of space inside drawers and to increase functionality. Developed in collaboration with the "Lineaguida" designers.

Línea de bandeja para cubiertos en polipropileno con líneas suaves y diseño moderno.

Estudiado para optimizar al máximo los espacios del cajón y aumentar su funcionalidad. Nacido de la colaboración con los diseñadores "Lineaguida".



Uppo

Caratteristiche:

1. Polipropilene completamente riciclabile
2. Piano leggermente inclinato per facilitare la presa delle posate.
3. Disponibile per cassette da 300 mm. a 1500 mm. 4. A partire dal cassetto di 600 mm. Porta coltelli standard inserito
4. Taglio personalizzato a richiesta.
5. Colori disponibili bianco, grigio e metallizzato.

Features:

1. Completely recyclable Polypropylene
2. Slightly angled to facilitate gripping of the cutlery.
3. Available in sizes for 300 mm to 1500 mm drawers.
4. A standard knife holder is included from the 600 mm drawer upwards.
5. Customised sizing on request.
6. Available colours: white, grey and metallic.

Características:

1. Polipropileno completamente reciclable.
2. Plano ligeramente inclinado para poder coger los cubiertos de forma más fácil.
3. Disponible para cajones de 300mm. a 1500mm.
4. A partir del cajón de 600mm., se incluye un portacuchillos estándar
5. Corte personalizado a petición.
6. Colores disponibles blanco, gris y metalizado.





Uppo



Vasca inclinata per facilitare l'utilizzo.
Angled basin for easy use.
Cubeta inclinada para facilitar el uso.



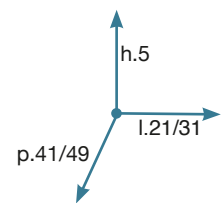
Profilo di unione.
Union profile.
Perfil de unión.



Porta coltelli.
Knives holder.
Porta-cuchillos.

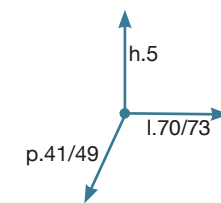


R130



	C01	C10
	4,8	P
	15	31,5X27X49
	720	85X125X215
	30	

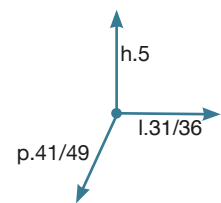
	C01	C10
	10,3	P
	10	50X18X74
	200	85X120X210
	80	



R180

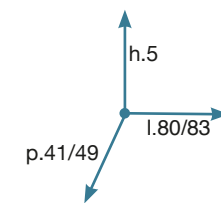
Disponibile anche in versione profonda /L 180/L - also available in a deep / L 180/L version - Disponible también en versión profunda /L 180/L

R140



	C01	C10
	6,3	P
	15	39X27X49
	480	85X120X210
	40	

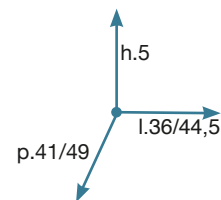
	C01	C10
	10,3	P
	10	50X18X84
	200	85X120X210
	90	



R188

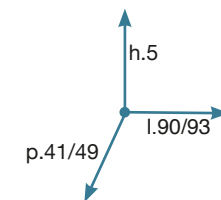
Disponibile anche in versione profonda /L 188/L - also available in a deep / L 188/L version - Disponible también en versión profunda /L 188/L

R145



	C01	C10
	5,3	P
	10	45X17X49
	480	85X120X210
	45	

	C01	C10
	12,3	P
	10	50X18X94
	160	85X120X210
	100	

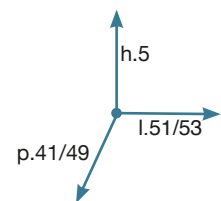


R192

Disponibile anche in versione profonda /L (R145/L) - Also available in the /L version (R145/L) - Disponible también en versión profunda /L (R145/L)

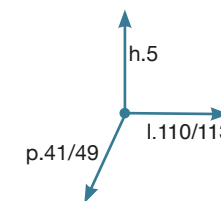
Disponibile anche in versione profonda /L 192/L - also available in a deep / L 192/L version - Disponible también en versión profunda /L 192/L

R160/L



	C01	C10
	6,3	P
	10	47X17X49
	320	85X120X210
	60	

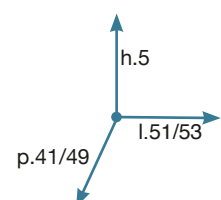
	C01	C10
	16,3	P
	10	50X18X114
	160	85X120X210
	120	



R195

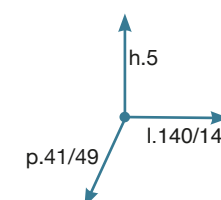
Disponibile anche in versione profonda /L 195/L - also available in a deep / L 195/L version - Disponible también en versión profunda /L 195/L

R160



	C01	C10
	6,3	P
	10	53,5X18X49
	320	85X120X210
	60	

	C01	C10
	16,3	P
	10	50X18X144
	160	80X145X215
	150	



R198

Disponibile anche in versione profonda /L 198/L - also available in a deep / L 198/L version - Disponible también en versión profunda /L 198/L

Linea di portaposate classica.
In polistirolo grigio o bianco, è resistente e facile da pulire.
Può essere rifilato su misura in base alla dimensione dei cassetti in cui deve essere inserito.

Classic cutlery line.
Grey or white polystyrene which is durable and easy to clean.
It can be customised according to the size of the drawers in which it is to be inserted.

Línea de bandejas para cubiertos clásica.
En poliestireno gris o blanco, es resistente y fácil de limpiar.
Se puede cortar a medida según el tamaño de los cajones en los que se debe introducir.



Basic

Caratteristiche:

1. Fatto in polistirolo completamente riciclabile
2. Disponibile per cassetti da 300 mm. a 900 mm.
3. Taglio personalizzato a richiesta
4. Colori disponibili bianco, grigio.
5. Facile da pulire.

Features:

1. Made of completely recyclable polystyrene
2. Available for 300 mm to 900 mm drawers.
3. Customized sizing on request.
4. Available in white or grey.
5. Easy to clean.

Características:

1. Realizado en poliestireno completamente reciclable.
2. Disponible para cajones de 300mm. a 900mm.
3. Corte personalizado a petición.
4. Colores disponibles blanco, gris.
5. Fácil de limpiar.



kg 5,3

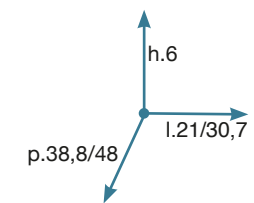
10

400

30

P 31,5X27X49

85X125X215



PS-AU 616/30



kg 6,3

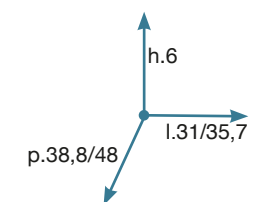
10

360

40

P 39X27X49

85X120X215



PS-AU 616/40



kg 7,3

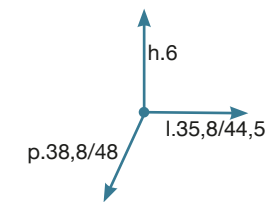
10

400

45

P 41X17X49

85X120X215



PS-AU 616/45



kg 8,3


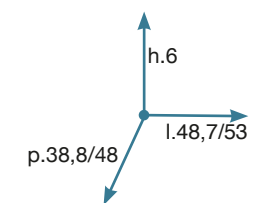
10

320

60

P 53,5X18X49

80X120X215



PS-AU 616/60



kg 15,3

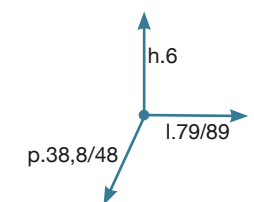
10

240

90

P 90X18X49

80X120X215



PS-AU 616/90

Scolapiatti in acciaio inox AISI 304 o in alternativa, nel più economico acciaio inox AISI 430. Accessori per pensili o per piano cucina prodotti tramite processo di stampaggio. Sono disponibili vari design sia nel porta piatti, sia nel porta bicchieri che nella vaschetta raccogli gocce.


I550 nuovo modello 2016 con portapiatti migliorato nel design e rinforzato di terminali in plastica.

Stainless steel dish drainer AISI 304 or alternatively, in the more economical stainless steel AISI 430. Accessories for wall cabinets or kitchen top products through molding process. They are available in various designs both plate racks and glass racks and the drip trays.

The I550 is the new model for 2016 with improved plate racks in design and reinforced plastic terminals.

Escurreplatos de acero inoxidable AISI 304 o, como alternativa, de acero inoxidable AISI 430, más económico. Accesorios para alacenas o para encimeras de cocina fabricados mediante proceso de moldeo. Hay varios diseños disponibles, tanto en el porta platos como en el porta vasos y en el recipiente recolector de gotas.

I550 Nuevo modelo 2016 con porta platos con diseño mejorado y terminales de plástico reforzados.



Bridge

Caratteristiche:

1. Prodotto in acciaio inox (AISI304 o AISI430) completamente riciclabile.
2. Disponibile per pensili da 400 a 1200 mm.
3. Disponibili 2 modelli di vaschette raccogli gocce: una completamente in acciaio e l'altra con terminali in plastica e bordo rialzato.
4. Sistemi di fissaggio con registrabili a molla o a vite (fori di 5 o 10 mm) o con perno fisso per telaio.
5. Disponibile in acciaio inox AISI 304 o, in alternativa, nel più economico AISI 430.
6. Disponibili accessori in plastica quali: portaposate, porta piatti e porta piattini da inserire sul piano del porta bicchieri.
7. Facile da pulire.

Features:

1. A stainless steel product (AISI 304 or AISI 430) completely recyclable product.
2. Available for cabinets in sizes ranging from 400 to 1200 mm.
3. Availability of 2 drip trays models: one made completely of steel and the other with plastic ends with raised edges.
4. Fastening systems with spring or screw fixations (5 or 10 mm holes) or with a fixed pivot for the frame.
5. Available in AISI 304 stainless steel, or alternatively, in the less expensive AISI 430 stainless steel.
6. Availability of plastic accessories such as cutlery holders, plate and small plate holders to be inserted on the cups holder level.
7. Easy to clean.

Características:

1. Producto de acero inoxidable (AISI304 o AISI430) completamente reciclable.
2. Disponible para colgantes de 400 a 1200mm.
3. Disponibles 2 modelos de cubetas para recoger gotas: una completamente de acero y la otra con terminales de plástico y borde realzado.
4. Sistemas de fijación con extensibles de muelle o tornillo (agujeros de 5 o 10mm) o con tuerca fija para marco.
5. Disponible en acero inoxidable AISI 304 o, como alternativa, en el más económico AISI 430.
6. Disponibles accesorios de plástico como: bandejas para cubiertos, porta-plateos, porta-plateos pequeños para insertar en el plano del porta-vasos.
7. Fácil de limpiar.



Individuate il modello di scolapiatti tra le varie soluzioni fotografate nelle pagine successive e selezionate la colonna relativa al tipo di materiale e al sistema di attacco; in questo modo otterrete il codice generico. Al posto dei caratteri XX inserire la misura degli scolapiatti che desiderate ordinare tra quelle disponibili riportate di seguito:
36 - 41 - 46 - 51 - 56 - 61 - 66 - 71 - 76 - 81 - 86 - 91 - 96 - 116

Choose the dish drainer model among the various solutions photographed into the following pages and select the column referring to material type and fixing system. In this way you will obtain the general code. Replace the XX with the dish drainer sizes that you wish to order within the following available sizes:
36 - 41 - 46 - 51 - 56 - 61 - 66 - 71 - 76 - 81 - 86 - 91 - 96 - 116

Elija el modelo de escurreplatos que desee entre las diversas soluciones mostradas en las fotografías de las siguientes páginas y seleccione la columna correspondiente al tipo de material y al sistema de sujeción; de este modo, obtendrá el código general. En lugar de las XX, inserte la medida de los escurreplatos que desee solicitar, a continuación se presentan las opciones disponibles:
36 - 41 - 46 - 51 - 56 - 61 - 66 - 71 - 76 - 81 - 86 - 91 - 96 - 116

Rif. Foto Ref. pictures Ref. Photos	Tabella codici scolapiatti per tipo materiale e sistema di attacco Dish drainer codes schedule for material type and fixing system Tabla de códigos de escurreplatos dependiendo del tipo de material y sistema de sujeción					
	Acciaio AISI 304 Steel AISI304 Acero AISI304			Acciaio AISI 430 e AISI 304 per le bacinelle Steel AISI 430 and AISI 304 for small basins Acero AISI 430 y AISI 304 para las cubetas		
	Attacco a vite ø mm. 5/9 V03 (10 mm.) V04 (5 mm.)	Attacco a molla ø mm. 5/9 V01 (10 mm.) V02 (5 mm.)	Attacco per telaio V05	Attacco a vite ø mm. 5/9 V03 (10 mm.) V04 (5 mm.)	Attacco a molla ø mm. 5/9 V01 (10 mm.) V02 (5 mm.)	Attacco per telaio V05
	Screwing pin fixation ø mm. 5/9 V03 (10 mm.) V04 (5 mm.)	Spring-loaded pin fixation ø mm. 5/9 V01 (10 mm.) V02 (5 mm.)	Fixation for frame V05	Screwing pin fixation ø mm. 5/9 V03 (10 mm.) V04 (5 mm.)	Spring-loaded pin fixation ø mm. 5/9 V01 (10 mm.) V02 (5 mm.)	Fixation for frame V05
	Sujeción con tornillo ø mm. 5/9 V03 (10 mm.) V04 (5 mm.)	Sujeción con muelle ø mm. 5/9 V01 (10 mm.) V02 (5 mm.)	Sujeción para estructura V05	Sujeción con tornill ø mm. 5/9 V03 (10 mm.) V04 (5 mm.)	Sujeción con muelle ø mm. 5/9 V01 (10 mm.) V02 (5 mm.)	Sujeción para estructura V05
I950 CB	I950 cb XX V--	I950 cbm XX V--	I950 tr XX V05	I950/430 cb XX V--	I950/430 cbm XX V--	I950/430 tr XX V05
I950 COMBI	I950 combi XX V--	I950 combi cbm XX V--	I950 combi tr XX V05	I950/430 combi XX V--	I950/430 combi cbm XX V--	I950/430 combi tr XX V05
I900 CB	I900 cb XX V--	I900 cbm XX V--	I900 tr XX V05	I900/430 cb XX V--	I900/430 cbm XX V--	I900/430 tr XX V05
I900 COMBI	I900 combi XX V--	I900 combi cbm XX V--	I900 combi tr XX V05	I900/430 combi XX V--	I900/430 combi cbm XX V--	I900/430 combi tr XX V05
I800 CB	I800 cb XX V--	I800 cbm XX V--	I800 tr XX V05	I800/430 cb XX V--	I800/430 cbm XX V--	I800/430 tr XX V05
I611 COMBI	I611 combi XX V--	I611 combi cbm XX V--	I611 combi tr XX V05	I611/430 combi XX V--	I611/430 combi cbm XX V--	I611/430 combi tr XX V05
I850 CB	I850 cb XX V--	I850 cbm XX V--	I850 tr XX V05	I850/430 cb XX V--	I850/430 cbm XX V--	I850/430 tr XX V05
I850 COMBI	I850 combi XX V--	I850 combi cbm XX V--	I850 combi tr XX V05	I850/430 combi XX V--	I850/430 combi cbm XX V--	I850/430 combi tr XX V05
I550 CB	I550 cb XX V--	I550 cbm XX V--	I550 tr XX V05	I550/430 cb XX V--	I550/430 cbm XX V--	I550/430 tr XX V05
I550 PP	I550 pp XX V--	I550 pp c/m XX V--	I550 pp tr XX V05	I550/430 pp XX V--	I550/430 pp c/m XX V--	I550/430 pp tr XX V05
I550 PB CB	I550 pb c/b XX V--	I550 pb c/b c/m XX V--	I550 pb c/b tr XX V05	I550/430 pb c/b XX V--	I550/430 pb c/b c/m XX V--	I50/430 pb c/b tr XX V05



Attacco a molla V01 (10 mm.)
Attacco a molla V02 (5 mm.)

Spring-loaded pin fixation V01 (10 mm.)
Spring-loaded pin fixation V02 (5 mm.)


Sujeción con muelle V01 (10 mm.)
Sujeción con muelle V02 (5 mm.)



Attacco a vite V03 (10 mm.)
Attacco a vite V04 (5 mm.)

Screwing pin fixation V03 (10 mm.)
Screwing pin fixation V04 (5 mm.)

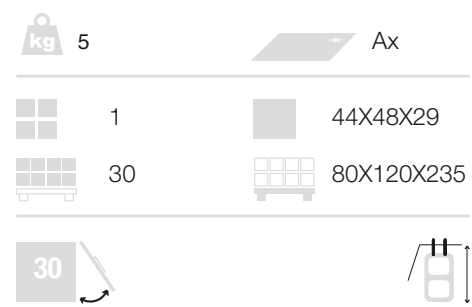
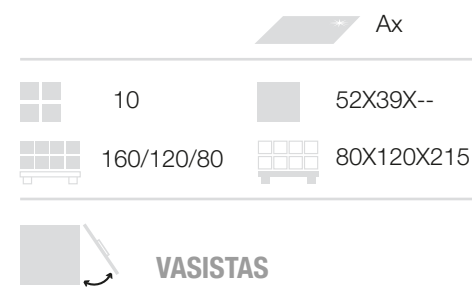
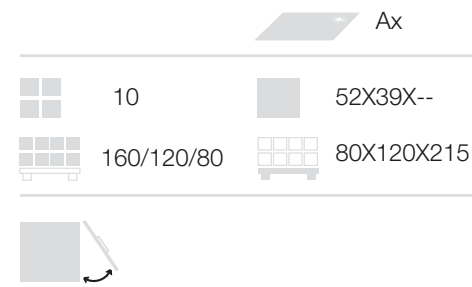
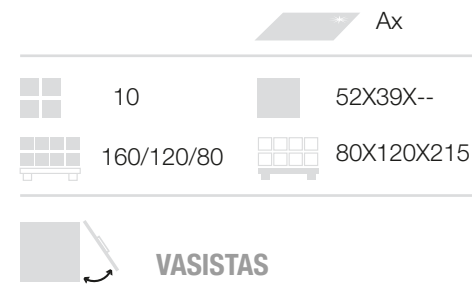
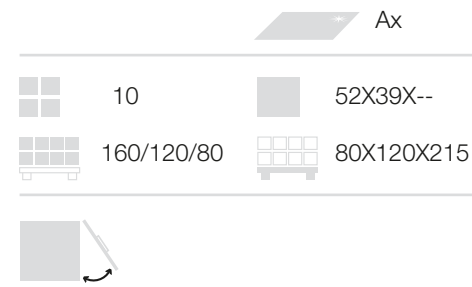
Sujeción con tornillo V03 (10 mm.)
Sujeción con tornillo V04 (5 mm.)



Attacco per telaio V05

Fixation for frame V05

Sujeción para estructura V05



Per le misure fare riferimento alla tabella pag. 152
Schedule on page 152 refers to sizes.
Para las medidas remitirse a la tabla de la pag. 152

Per le misure fare riferimento alla tabella pag. 152
Schedule on page 152 refers to sizes.
Para las medidas remitirse a la tabla de la pag. 152

Per le misure fare riferimento alla tabella pag. 152
Schedule on page 152 refers to sizes.
Para las medidas remitirse a la tabla de la pag. 152

Per le misure fare riferimento alla tabella pag. 152
Schedule on page 152 refers to sizes.
Para las medidas remitirse a la tabla de la pag. 152

Per le misure fare riferimento alla tabella pag. 152
Schedule on page 152 refers to sizes.
Para las medidas remitirse a la tabla de la pag. 152



I950 CB



I950 COMBI



I900 CB



I900 COMBI



LI 610

1800 CB



Per le misure fare riferimento alla tabella pag. 152
Schedule on page 152 refers to sizes.
Para las medidas remitirse a la tabla de la pág. 152

		Ax	
	10		52X39X--
	160/120/80		80X120X215

1550 CB



Per le misure fare riferimento alla tabella pag. 152
Schedule on page 152 refers to sizes.
Para las medidas remitirse a la tabla de la pág. 152

		Ax	
	10		52X39X--
	160/120/80		80X120X215


1611 COMBI



Per le misure fare riferimento alla tabella pag. 152
Schedule on page 152 refers to sizes.
Para las medidas remitirse a la tabla de la pág. 152

		Ax	
	10		52X39X--
	160/120/80		80X120X215

1550 PP



Per le misure fare riferimento alla tabella pag. 152
Schedule on page 152 refers to sizes.
Para las medidas remitirse a la tabla de la pág. 152

		Ax	
	10		52X39X--
	160/120/80		80X120X215

1850 CB



Per le misure fare riferimento alla tabella pag. 152
Schedule on page 152 refers to sizes.
Para las medidas remitirse a la tabla de la pág. 152

		Ax	
	10		52X39X--
	160/120/80		80X120X215

1550 PB



Per le misure fare riferimento alla tabella pag. 152
Schedule on page 152 refers to sizes.
Para las medidas remitirse a la tabla de la pág. 152

		Ax	
	10		52X39X--
	160/120/80		80X120X200

1850 COMBI



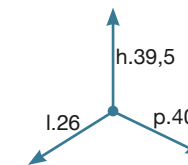
Per le misure fare riferimento alla tabella pag. 152
Schedule on page 152 refers to sizes.
Para las medidas remitirse a la tabla de la pág. 152

		Ax	
	10		52X39X--
	160/120/80		80X120X215

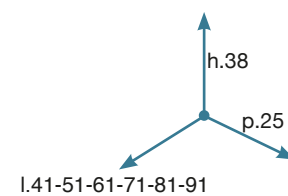
LI 617



	6,1	Ax	
	1		41X30X42
	40		80X120X220



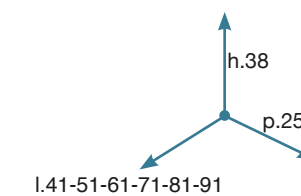
1813



Disponibile nelle larghezze di 41-51-61-71-81-91 cm. - Available in widths of 41-51-61-71-81-91 cm. - Disponible en anchos de 41-51-61-71-81-91cm.

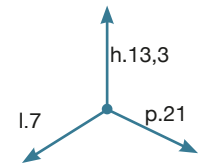

		Ax	
	10		52X39X--
	160/120/80		80X120X215

1513



		Ax	
	10		52X39X--
	160/120/80		80X120X215

Disponibile nelle larghezze di 41-51-61-71-81-91 cm. - Available in widths of 41-51-61-71-81-91 cm. - Disponible en anchos de 41-51-61-71-81-91cm.



Porta piatti (da appoggio su porta bicchieri in acciaio)
Plate racks (as a support on the stainless steel glass rack)
Porta platos (apoyo sobre porta vasos de acero)



kg 5,3



20



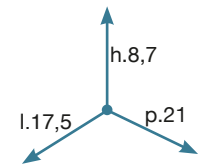

44X49X29



--36 --76
--41 --86
--46 --96
--56 --116
--66

Varie misure - Various sizes - Varias medidas

Telaio in alluminio fisso.
Fixed aluminum frame.
Bastidor de aluminio fijo.



Porta posate (da appoggio su porta bicchieri in acciaio)
Cutlery (as a support on the stainless steel glass rack)
Porta cubiertos (apoyo sobre porta vasos de acero)



kg 4,8



25



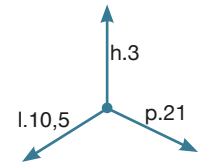


44X49X29



--36 --76
--41 --86
--46 --96
--56 --116
--66

Varie misure - Various sizes - Varias medidas

Telaio in alluminio fisso manigliato.
Fixed aluminum frame for cabinet without handle.
Bastidor de aluminio fijo con manijas.



Porta piattini (da appoggio su porta bicchieri in acciaio)
Small plate rack (as a support on the stainless steel glass rack)
Porta platos pequeños (apoyo sobre porta vasos de acero)



kg 10,7



90



44X49X29



--36 --76
--41 --86
--46 --96
--56 --116
--66

Varie misure - Various sizes - Varias medidas

Traversa anteriore / posteriore in alluminio con terminali in plastica.
Aluminum front / rear cross with plastic terminals.
Travesaño delantero / trasero de aluminio con terminales de plástico.



Telaio in alluminio registrabile.
Adjustable aluminum frame.
Bastidor de aluminio regulable.



--36 --76
--41 --86
--46 --96
--56 --116
--66

Varie misure - Various sizes - Varias medidas

--36 --76
--41 --86
--46 --96
--56 --116
--66

Varie misure - Various sizes - Varias medidas

Lampada a LED per telaio in alluminio fisso.
LED lamp for fixed aluminum frame.
Lámpara LED para bastidor de aluminio fijo.



Telaio in alluminio registrabile manigliato.
Adjustable aluminum frame for cabinet without handle.
Bastidor de aluminio regulable con manijas.



--36 --76
--41 --86
--46 --96
--56 --116
--66

Varie misure - Various sizes - Varias medidas

Alimentatore per lampada a LED.
Power supply for LED lamp.
Alimentador para lámpara LED.



Frutto di un lungo studio e di una continua ricerca per conciliare al meglio estetica e funzionalità, i secchi Coverbox, sono caratterizzati da cura nei dettagli e robustezza. (designed by "Lineaguida")

The result of long term study and a continuous search for the best balance between aesthetics and functionality, attention to detail and robustness are the features of Coverbox buckets. (designed by "Lineaguida")

Fruto de un largo estudio y de una continua investigación para conciliar del mejor modo posible estética y funcionalidad, los cubos Coverbox se caracterizan por el cuidado de los detalles y la solidez. (Diseño Lineaguida)



Cover Box

Caratteristiche:

1. Plastica completamente riciclabile.
2. Incisioni centrali, che permettono l'inserimento anche di due sacchetti per secchio.
3. Il sistema dei manici "multifunzione" è disponibile in vari colori, permette di impugnare il secchio senza togliere il coperchio e funziona anche da blocca-sacchetto.
4. Disponibili in varie dimensioni: 4 misure in altezza, 3 in larghezza.
5. Possono essere forniti di coperchio semplice o con filtro anti-odore (rigenerabile con lavaggio fino a 50 volte).

Features:

1. Completely recyclable plastic.
2. Incisions in the middle which also allow the insertion of two bags per bucket.
3. The "multi-function" handles system is available in various colours, and it allows you to take hold of the bucket without removing the lid. It also blocks the bags.
4. Available in various sizes: 4 in height, 3 in width.
5. May be supplied with a simple lid or one with an odour filter (which can be regenerated by washing for up to 50 times).

Características:

1. Plástico completamente reciclable.
2. Incisiones centrales que permiten también introducir dos bolsas de basura por cubo.
3. El sistema de las asas "multi-función" está disponible en varios colores, permite sujetar el cubo sin quitar la tapa, y funciona también para fijar las bolsas de basura.
4. Disponibles en varios tamaños: 4 medidas en altura, 3 en ancho.
5. Se pueden entregar con tapa simple o con filtro anti-olor (regenerable con lavado hasta 50 veces).



Incisioni centrali, per l'inserimento anche di due sacchetti
Incisions in the middle for insertion of two bags
Incisiones centrales para introducir también dos bolsas de basura

Manici "multifunzione"
"Multi-function" handles
Asas "multifunción"

4 misure in altezza, 3 in larghezza
4 sizes in height, 3 in width
4 medidas en altura, 3 en ancho

Plastica completamente riciclabile
Completely recyclable plastic
Plástico completamente reciclable



Cover Box

Filtro anti-odore rigenerabile con lavaggio a mano o a macchina ogni 3 - 5 mesi fino a 20 volte.

Anti-odour filter which can be regenerated with washing by hand or machine every 3-5 months for up to 20 times.

Filtro anti-olor regenerable con lavado a mano o a máquina cada 3-5 meses hasta 20 veces.



Il sistema dei manici "multifunzione" è disponibile in vari colori, permette di impugnare il secchio senza togliere il coperchio e funziona anche da bloccasacchetto.

The "multi-function" handles system is available in various colours, and it allows you to take hold of the bucket without removing the lid. It also blocks the bags.


El sistema de las asas "multifunción" está disponible en varios colores, permite agarrar el cubo sin quitar la tapa, y funciona también para fijar las bolsas de basura.



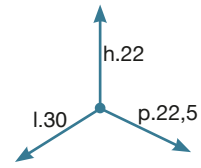
Le incisioni centrali, permettono l'inserimento anche di due sacchetti per secchio.

Incisions in the middle also allow the insertion of two bags per bucket.

Las incisiones centrales permiten también introducir dos bolsas de basura por cubo.



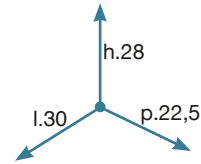
PTM SG22



	C01 C09 C10		C01 C10
	0,53		P
	150		90X80X110
	300		80X114X195

12

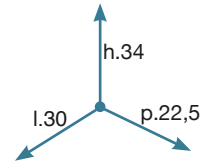
PTM SG28



	C01 C09 C10		C01 C10
	0,64		P
	135		90X80X110
	270		80X114X195

15

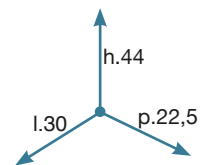
PTM SG34



	C01 C09 C10		C01 C10
	0,72		P
	120		90X80X110
	240		80X114X195

18

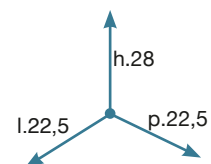
PTM SG44



	C01 C09 C10		C01 C10
	0,81		P
	105		90X80X110
	210		80X114X195

24

PTM SM28



	C01 C09 C10		C01 C10
	0,47		P
	180		90X80X110
	360		80X114X195

10

	C01 C09 C10		C01 C10
	0,57		P
	160		90X80X110
	320		80X114X195

12

	C01 C09 C10		C01 C10
	0,39		P
	270		90X80X110
	540		80X114X195

6

	C01 C09 C10		C01 C10
	0,44		P
	240		90X80X110
	480		80X114X195

8

	C01 C09 C10		C01 C10
	0,57		P
	168		90X80X110
	336		80X114X195

12



STA PT CG



STA PT CM



STA PT CS



STA PT CP



PTP CG



PTP CM

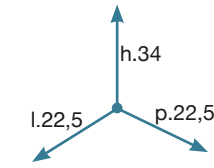


PTP CS

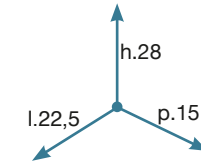


PTP CP

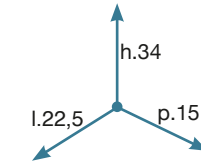
PTM SM34



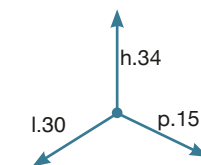
PTM SP28



PTM SP34



PTM SS34



Nel corso degli anni la Elletipi ha realizzato contenitori per ogni necessità. I secchi Bag Box si contraddistinguono per la robustezza e l'ampia offerta di dimensioni disponibili.

Over the years Elletipi has made containers for all needs. The Bag Box buckets are characterised by their robustness and the wide range of available sizes.

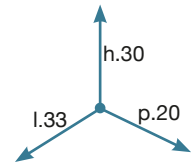
A lo largo de los años, Elletipi ha realizado contenedores para todas las necesidades. Los cubos Bag Box se contradicen por la solidez y la amplia oferta de tamaño disponible.



Bag Box



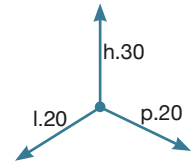
SECCHIO DIFF.G



C71 C10 P
 0,5 P
 300 100X120X165

18

SECCHIO DIFF.P



C10 C71 C72 C73 C74 P
 0,26 P
 600 100X120X165

8

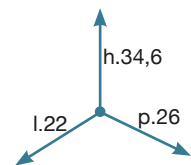
STA COPSE --



C10 C71 C72 C73 C74 P
 0,5 P
 600 100X120X190

12

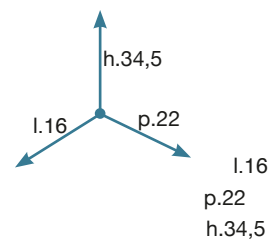
SECCHIO ECO G



C01 C81 C82 C83 M
 0,72 P
 300 100X120X150

16

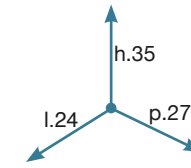
SECCHIO ECO P



C01 C81 C82 C83 M
 0,46 P
 450 100X120X150

10

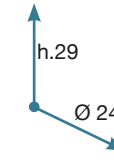
SECCHIO RETT.



C99 M
 0,66 P
 360 100X120X190

17

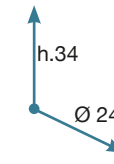
SECCHIO ROT1-1A



C99 P
 0,35 P
 600 100X120X175

10

SECCHIO ROT2 BIS3



C99 P
 0,5 P
 600 100X120X190

Si arricchisce la già ampia gamma con nuove soluzioni di Grande Capacità e contenitori da 29, 32 e 43 litri. La robustezza e la cura nei particolari conferiscono anche a questa nuova selezione di articoli la qualità delle produzioni Elletipi.

We enrich the already extensive range of bins with new Large Capacity solutions of 29, 32 and 43 liters. Robustness and attention to details also give to this new selection of items the quality of the Elletipi production.

Se enriquece la ya amplia gama con nuevas soluciones de Gran Capacidad y contenedores de 29, 32 y 43 litros. La solidez y el cuidado de los detalles otorgan también a esta nueva selección de artículos la calidad de los productos Elletipi.

Big Box



Contenitori 32 e 43 litri
 container 32 and 43 liters
 Contenedores de 32 y 43 litros

Coperchio a ribalta rimovibile
 Detachable hinged lid
 Tapa articulada extraible

Anello per il bloccaggio dei sacchetti
 Ring for blocking plastic bag
 Anillo bolsas firmes

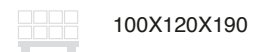


1,13

P



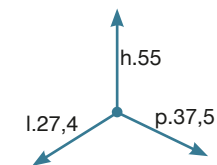
96



100X120X190

50

43



SECCHIO RV50



0,87

P



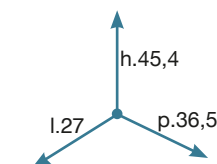
600



100X120X175

35

32



SECCHIO RV35



1,25

P



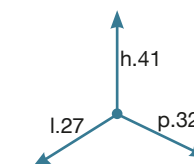
600



100X120X190

30

29



SECCHIO HSB30



0,3

P



600



100X120X175



SECCHIO RV35 COP



0,35

P



600



100X120X175



SECCHIO RV50 COP



Elletipi offre la possibilità di avere a disposizione un supporto di progettazione e produzione di accessori anche su misura.

In catalogo sono presenti una serie di soluzioni ad angolo girevoli, vasche raccogli gocce, rivestimenti in alluminio per la base dei sottolavello.

Elletipi sviluppa e progetta articoli sulle necessità e sulle indicazioni dei propri clienti

Elletipi can support you in the design and manufacturing of customised accessories.

This catalogue includes a series of solutions with swivel corners, drip trays, and aluminium covers for the under sink cabinets.

Elletipi develops and designs products on the needs and directions of its customers

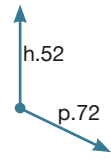
Elletipi ofrece la posibilidad de tener a disposición un soporte de diseño y producción de accesorios también a medida.

En el catálogo aparece una serie de soluciones de esquina giratorias, cubetas para recoger gotas, revestimientos de aluminio para las partes que se encuentran debajo del lavabo.

Elletipi desarrolla y diseña productos en las necesidades y las direcciones de sus clientes

Accessori





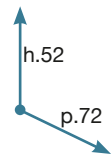
Girevole per basi angolo 105x50
Carousel for 105x50 corner bases.
Bandeja giratoria para bases ángulo 105x50.

C10

AI+P

1	41X12,5X73,5
50	80X120X255

105



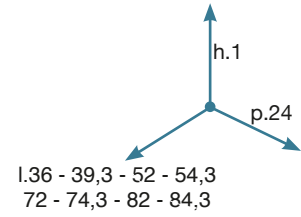
Girevole per basi angolo 90x90.
Carousel for 90x90 corner bases.
Bandeja giratoria para bases ángulo 90x90.

C01

AI+P

1	73,5X15X65,5
30	100X120X210

90



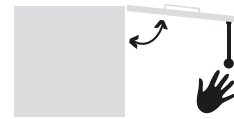
- 36 (cm 37 - 39,3)
- 52 (cm 52 - 54,3)
- 72 (cm 72 - 74,3)
- 82 (cm 82 - 84,3)

Vaschetta raccogli gocce.
Termoplastic drip tray.
Recipiente recolector de gotas.

C01 C40

P

25	--X13,5X24
----	------------




Pendolo per anta vasistas.
Pendulum for upper cabinet door.
Péndulo para puerta con apertura basculante.

C10

P

VASISTAS



Supporto per il fissaggio all'anta del cestello jolly
Support to the leaf attachment of the basket
Apoyo por la conexión de la hoja de la canasta

C10

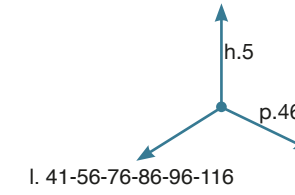
P

15

AI

--41	--76
--46	--86
--56	--96
--66	--116

Varie misure - Various sizes - Varias medidas



I. 41-56-76-86-96-116

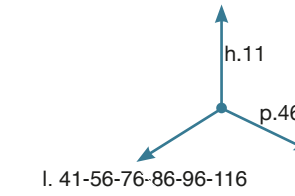
Fondo salva base in alluminio.
Aluminum under cabinet sink protection.
Fondo de protección de la base de aluminio.



AI

--41	--76
--46	--86
--56	--96
--66	--116

Varie misure - Various sizes - Varias medidas



I. 41-56-76-86-96-116

Fondo salva base in alluminio con alzatina posteriore.
Aluminum under cabinet sink protection with raised edge.
Fondo de protección de la base de aluminio con bandeja trasera.



Porta bottiglie da parete.
Bottle holder for wall fixation.
Porta botellas de pared.

ELLETIPI S.r.l.
via Lombardia, 4
53036 Poggibonsi (Siena)
ITALIA

Tel. +39 0577 936360
Fax +39 0577 933829

elletipi@elletipi.com
www.elletipi.com

elletipi
1 9 5 4



Edition 2016-1

Kitchen **Aurora Cucine - Cecchi Cucine**
Photo **Enrico Bernazzi - Mario Corsini - Fabrizio Gaggelli - Bruno Bruchi**
Print **federighi.com**

Legenda - Key - Leyenda



Colore - Color - Color



Manico - Handle - Asa

P Plastica - Plastic - Plástico

M Metallo - Metal - Metal



Guida - Runner - Guía

P Plastica - Plastic - Plástico

M Metallo - Metal - Metal

MR Metallo ritorno - Metal runner with return
Metal cierre con vuelta

MRS Metallo chiusura assistita ed ammortizzata -
Metal runner with soft closing
Metal cierre asistido y ammortizzata



Finitura - Finish - Acabado

P Plastica - Plastic - Plástico

AX Acciaio Inox - Stainless steel - Acero Inoxidable

AL Alluminio - Aluminum - Aluminio

AV Lamiera Verniciata - Varnished sheet metal
Chapa Barnizada

ACR Acciaio Cromo - Chromium steel
Acero Cromado

AXS Acciaio Inox Satinato - Satiny stainless steel
Acero Inoxidable Satinado

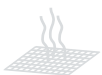
SR Senza riferimento fotografico - Without photographic reference
Sin una referencia fotográfica



Apertura automatica del coperchio
Automatic lid opening
Apertura automática de la tapa



Estrazione totale - Total extraction
Totalmente extraible



Filtro rigenerabile anti-odore
Anti-odour filter that can be regenerated
Filtro regenerable anti-olor



Peso lordo
Gross weight
Peso bruto

10 12

Capacità dei secchi in litri
Capacity of buckets in liters

6 8 10

Capacidad de los cubos en litros

12 15 16

17 18 24

29 32 43



Mobile con anta + dimensione minima
Kitchen cupboard with door + minimum size
Mueble con puerta + tamaño mínimo



Mobile con cassetto + dimensione minima
Kitchen cabinet with drawer + minimum size
Mueble con cajón + tamaño mínimo



Mobile angolo + dimensione minima
Angular Kitchen cupboard
Mueble esquina + tamaño mínimo



N° pezzi per imballo - N° of pieces per package
N° de piezas por caja



Dimensione imballo - Package size
Dimensiones caja



N° pezzi per pallet - N° of pieces per pallet
N° de piezas por palet



Dimensione pallet - Pallet size
Dimensiones palet

Colore - Colors - Colores



I colori del catalogo sono indicativi.
La Elletipi si riserva il diritto di effettuare modifiche ai propri prodotti
senza obbligo di preavviso.

Catalogue's color are indicative.
Elletipi reserves the right to make modifications to its products without
being obliged to give notice.

Los colores del catálogo son indicativos.
Elletipi se reserva el derecho de efectuar cambios en sus productos sin
obligación alguna de previo aviso.